

# MINNESOTA HOUSE

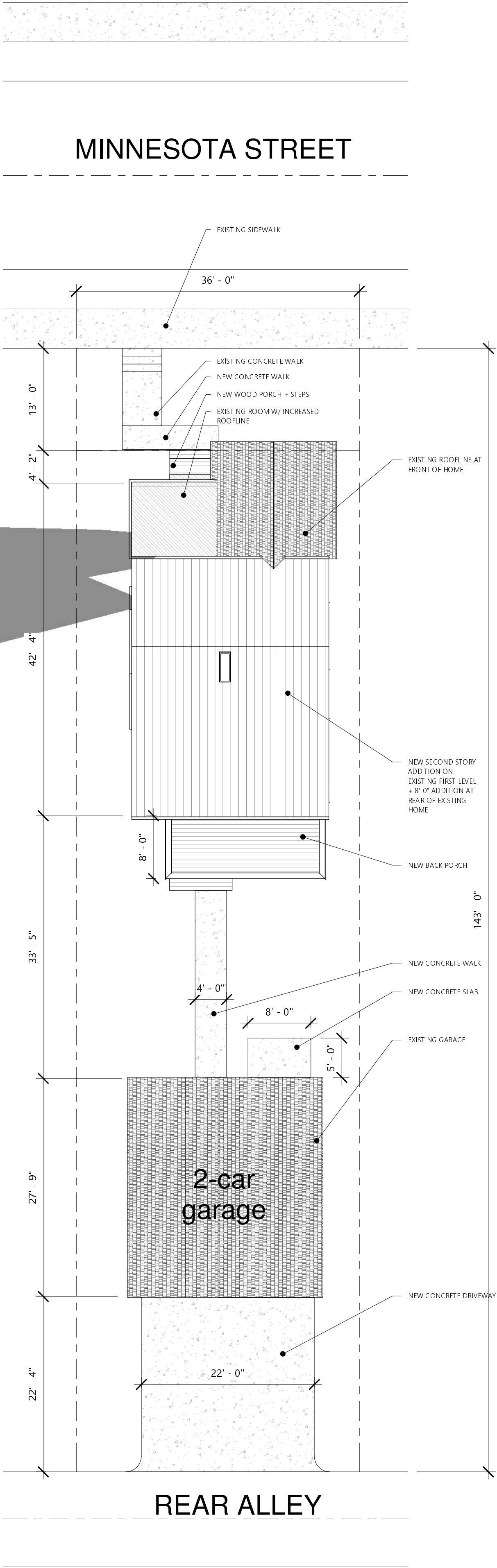
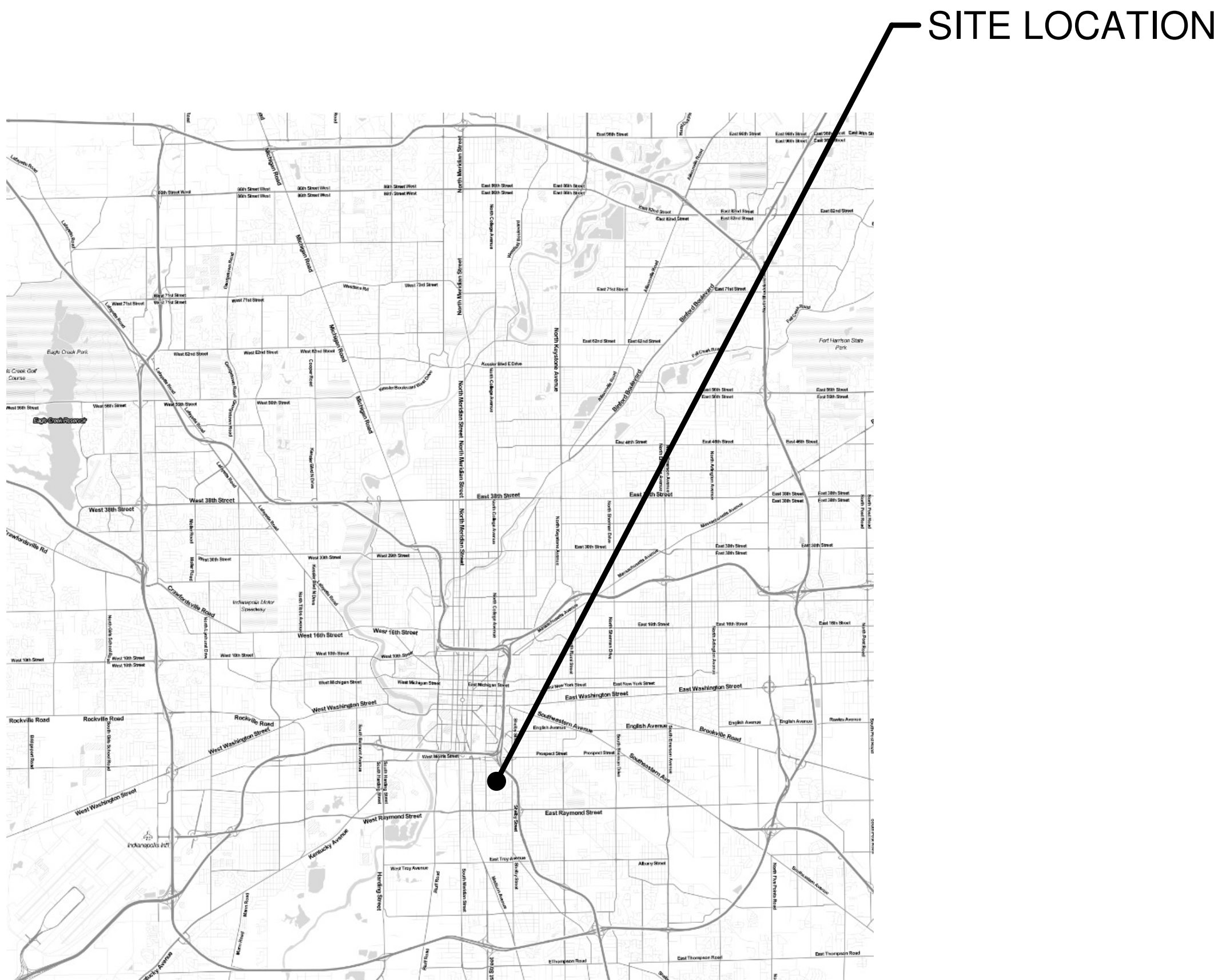
LOCATION: 605 E MINNESOTA STREET  
INDIANAPOLIS, IN 46203

NEIGHBORHOOD: BATES HENDRICKS

LOT SIZE: 5117 SQUARE FEET

HOME SIZE: 1820 SQUARE FEET

ZONING: D-5



1 SITE PLAN  
1" = 10'-0"

## GENERAL NOTES

1. ALL CONSTRUCTION TO BE DONE IN ACCORDANCE WITH THESE PLANS AND THE 2005 INDIANA RESIDENTIAL CODE (2003 IRC).
2. DIMENSIONS ARE TO THE FACE OF FRAMING FOR NEW CONSTRUCTION AND TO FINISH FACE FOR EXISTING CONSTRUCTION, UNLESS OTHERWISE NOTED.
3. DO NOT SCALE DRAWINGS, USE GIVEN DIMENSIONS. CONSULT ARCHITECT FOR ANY DISCREPANCIES.
4. ALL PRODUCTS TO BE INSTALLED ACCORDING TO MANUFACTURER'S SPECIFICATIONS.

## DRAINAGE NOTES

1. MINIMUM 6" VERTICAL FALL FROM FOUNDATION TO A POINT 10'-0" FROM FOUNDATION OR TO PROPERTY LINE
2. SWALES TO BE CREATED WHERE REQUIRED TO PREVENT RUNOFF FROM TRAVELING ONTO NEIGHBORING PROPERTIES

## HARPER DEV.

605 E. Minnesota Street  
Indianapolis, IN 46203

## COVER SHEET /SITE PLAN

Project Number: 2017-SH  
Date: 01/25/2018

A001

Scale: 1" = 10'-0"



## GENERAL NOTES

- ALL CONSTRUCTION TO BE DONE IN ACCORDANCE WITH THESE PLANS AND THE 2005 INDIANA RESIDENTIAL CODE (2003 IRC).
- DIMENSIONS ARE TO THE FACE OF FRAMING FOR NEW CONSTRUCTION AND TO FINISH FACE FOR EXISTING CONSTRUCTION, UNLESS OTHERWISE NOTED.
- DO NOT SCALE DRAWINGS, USE GIVEN DIMENSIONS. CONSULT ARCHITECT FOR ANY DISCREPENCIES.
- ALL PRODUCTS TO BE INSTALLED ACCORDING TO MANUFACTURER'S SPECIFICATIONS.

## HARPER DEV.

605 E. Minnesota Street  
Indianapolis, IN 46203

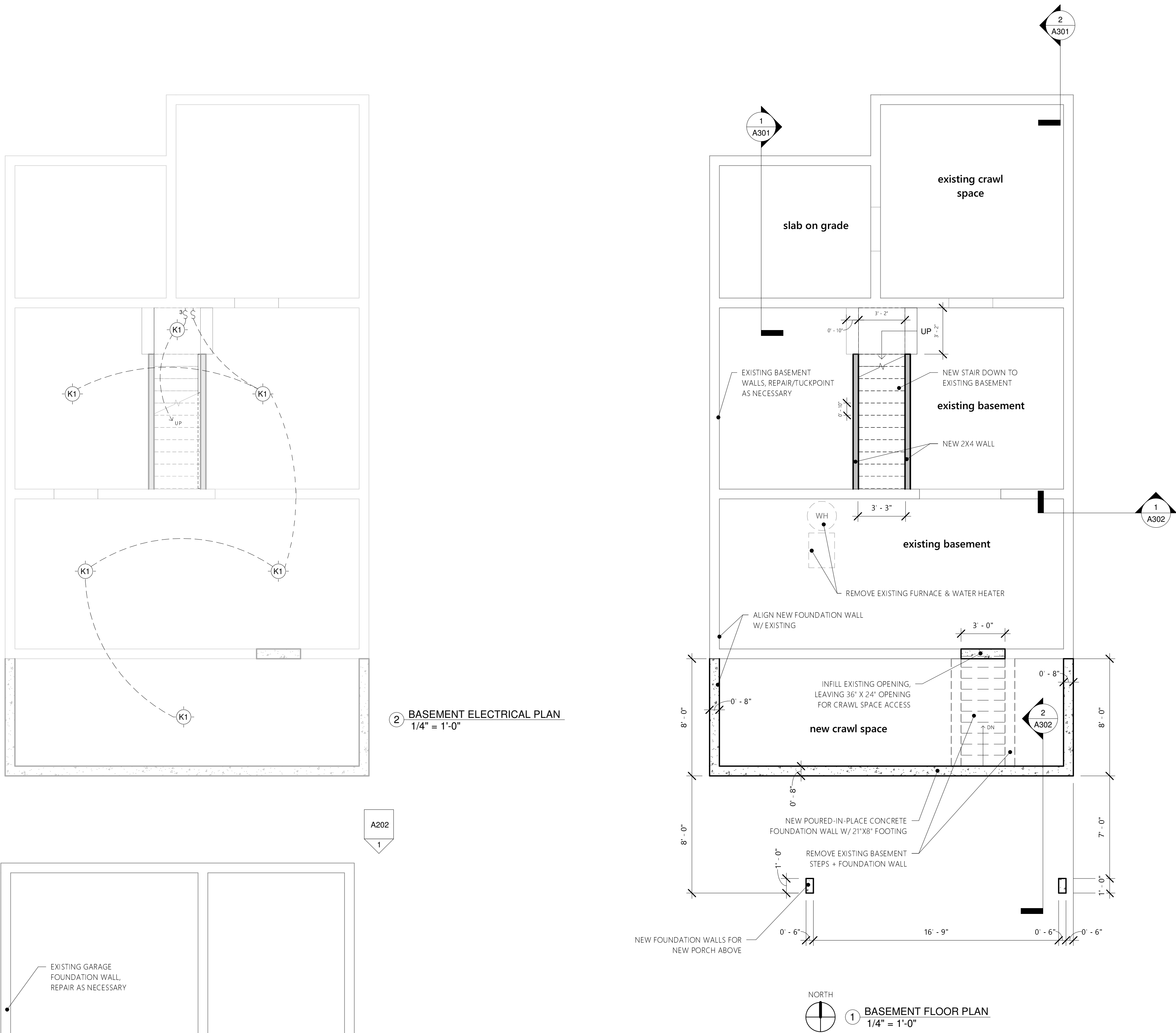
## BASEMENT / FOUNDATION PLAN

580 SQUARE FEET

Project Number: 2017-SH  
Date: 01/25/2018

# A100

Scale: 1/4" = 1'-0"



DOOR SCHEDULE							
Mark	Width	Height	Count	Type	Exterior Finish	Interior Finish	Hardware
01	3' - 0"	8' - 0"	2	Thermatru Flush Glazed	Painted	Painted	Kwikset Milan
02	2' - 8"	6' - 8"	1	Thermatru Flush Glazed	Painted	Painted	Kwikset Milan
03	2' - 6"	6' - 8"	7	1-Panel, Solid Core	Painted	Painted	Kwikset 335-32
04	2' - 6"	6' - 8"	4	1-Panel, Solid Core	Painted	Painted	Kwikset Milan
05	2' - 6"	8' - 0"	2	Solid Core Flush	Painted	Painted	Kwikset Milan
06	2' - 8"	6' - 8"	1	1-Panel, Solid Core	Painted	Painted	Kwikset 335-32
07	2' - 0"	6' - 8"	2	1-Panel, Solid Core	Painted	Painted	Kwikset 335-32
08	8' - 0"	6' - 8"	2	Andersen 100 Series	Black	Black	
10	8' - 0"	7' - 0"	1	Overhead Door	Painted	NA	NA
11	9' - 0"	7' - 0"	1	Overhead Door	Painted	NA	NA
12	2' - 6"	6' - 8"	1	Fiberglass Flush Entry	Painted	Painted	Kwikset Milan

WINDOW SCHEDULE					
Mark	Count	Width	Height	Manufacturer	Operation
101	1	3' - 0"	5' - 0"	Andersen 100 Series	Casement
102	3	3' - 0"	6' - 0"	Andersen 100 Series	Double Hung
103	1	6' - 0"	5' - 0"	Andersen 100 Series	Fixed
104	4	2' - 6"	5' - 0"	Andersen 100 Series	Casement
105	3	5' - 0"	5' - 0"	Andersen 100 Series	Fixed
106	1	6' - 0"	4' - 6"	WinDor	Folding
107	3	3' - 0"	1' - 6"	Andersen 100 Series	Fixed
108	2	5' - 0"	3' - 0"	Andersen 100 Series	Awning
109	1	2' - 0"	2' - 6"	Andersen 100 Series	Fixed
110	2	3' - 0"	3' - 0"	Andersen 100 Series	Casement
111	1	1' - 3 1/4"	3' - 10 1/4"	Velux	Fixed
112	1	2' - 6"	4' - 0"	Andersen	Casement
113	1	2' - 6"	6' - 0"	Andersen 100 Series	Casement

	CABLE OUTLET
	CAT6/RO45
	LIGHT SWITCH
	3-WAY LIGHT SWITCH
	FAN SPEED CONTROL SWITCH
	LIGHT SWITCH W/ DIMMER
	110V GFI DUPLEX OUTLET, 42" A.F.F.
	110V DUPLEX OUTLET
	220V OUTLET
	GFI DUPLEX OUTLET
*ALL SWITCHES & OUTLETS TO BE LEGRAND RADIANT WHITE*	
	COOPER LED HALO SURFACE DOWNLIGHT, SLI4 LED WHITE TRIM
	BROAN 744 RECESSED FAN/LIGHT
	SMOKE DETECTOR
	PENDANT LIGHT
	FLUSH MOUNT CEILING LIGHT
	CEILING FAN
	WALL SCONCE
	ECOBEE4 THERMOSTAT

ELECTRICAL LEGEND  
1/4" = 1'-0"

## GENERAL NOTES

- ALL CONSTRUCTION TO BE DONE IN ACCORDANCE WITH THESE PLANS AND THE 2005 INDIANA RESIDENTIAL CODE (2003 IRC).
- DIMENSIONS ARE TO THE FACE OF FRAMING FOR NEW CONSTRUCTION AND TO FINISH FACE FOR EXISTING CONSTRUCTION, UNLESS OTHERWISE NOTED.
- DO NOT SCALE DRAWINGS, USE GIVEN DIMENSIONS. CONSULT ARCHITECT FOR ANY DISCREPANCIES.
- ALL PRODUCTS TO BE INSTALLED ACCORDING TO MANUFACTURER'S SPECIFICATIONS.

## HARPER DEV.

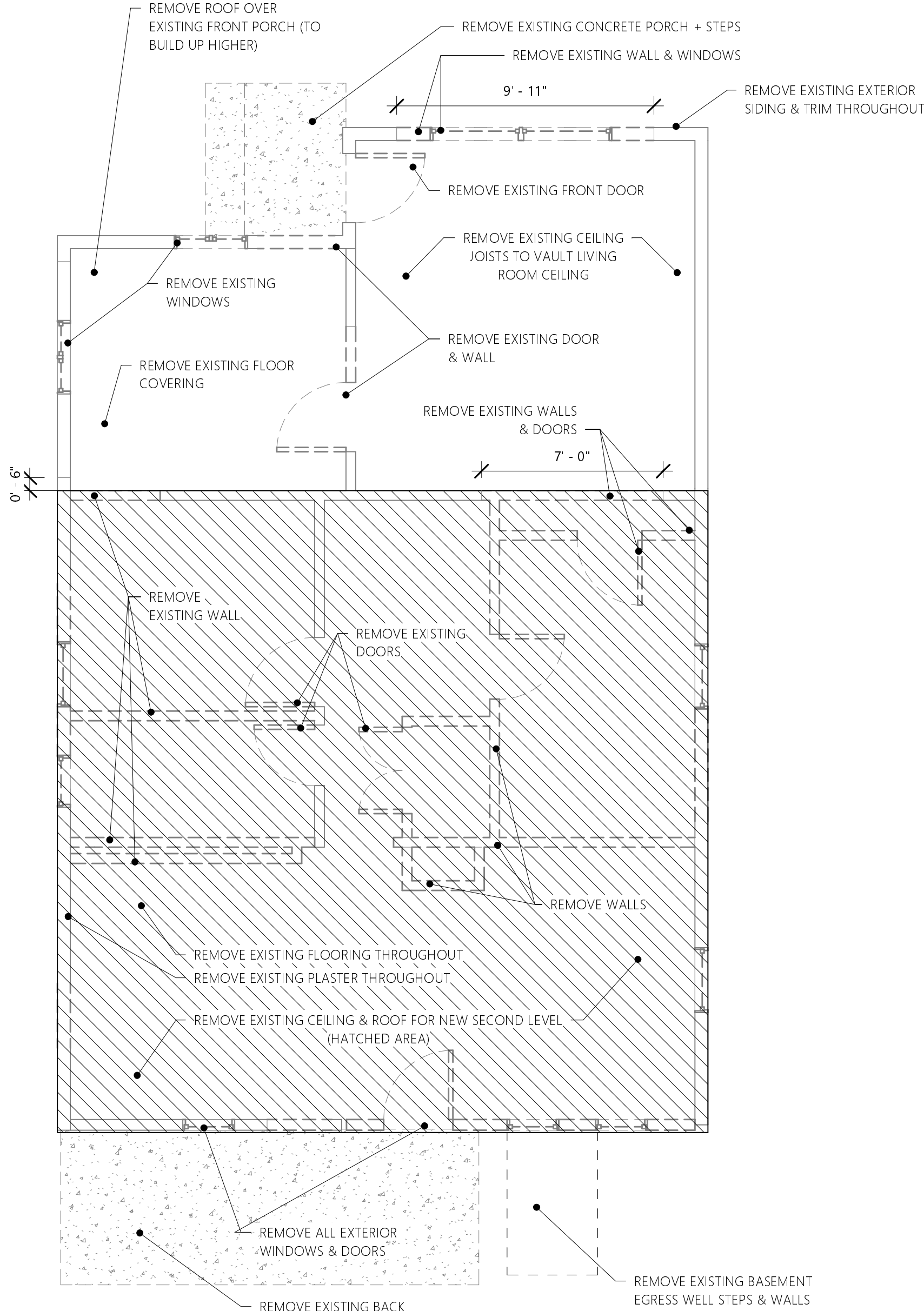
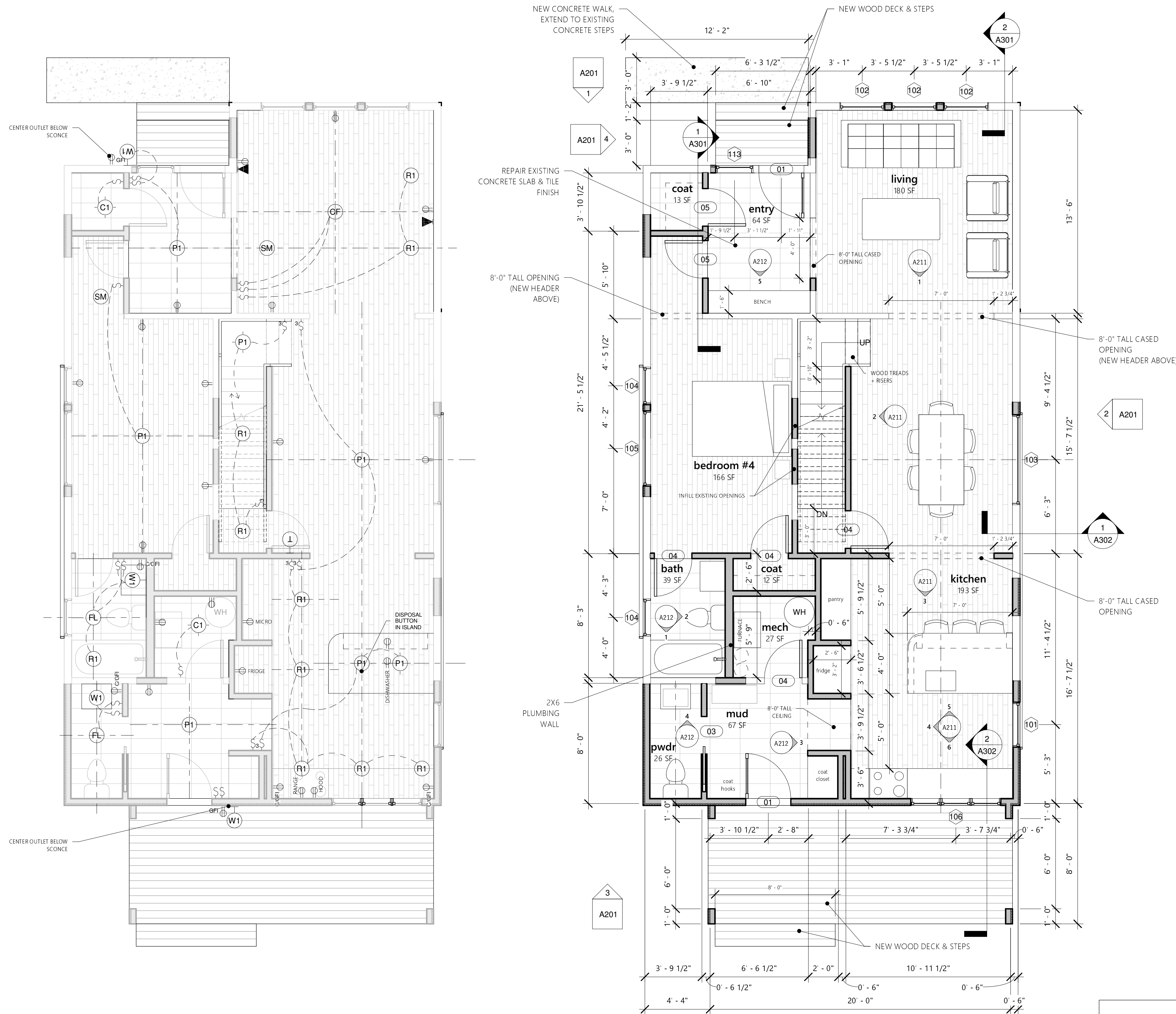
605 E. Minnesota Street  
Indianapolis, IN 46203

## FIRST FLOOR

Project Number: 2017-SH  
Date: 01/25/2018

A101

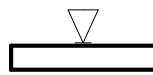
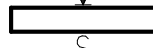
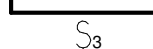
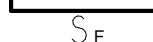

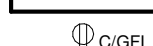
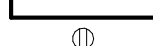

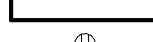









Scale: 1/4" = 1'-0"



2 FIRST FLOOR PLAN - DEMO  
1/4" = 1'-0"

DOOR SCHEDULE						
Mark	Width	Height	Count	Type	Exterior Finish	Interior Finish
01	3' - 0"	8' - 0"	2	Thermatru Flush Glazed	Painted	Painted
02	2' - 8"	6' - 8"	1	Thermatru Flush Glazed	Painted	Painted
03	2' - 6"	6' - 8"	7	1-Panel, Solid Core	Painted	Painted
04	2' - 6"	6' - 8"	4	1-Panel, Solid Core	Painted	Painted
05	2' - 6"	8' - 0"	2	Solid Core Flush	Painted	Painted
06	2' - 8"	6' - 8"	1	1-Panel, Solid Core	Painted	Painted
07	2' - 0"	6' - 8"	2	1-Panel, Solid Core	Painted	Painted
08	8' - 0"	6' - 8"	2	Andersen 100 Series	Black	Black
10	8' - 0"	7' - 0"	1	Overhead Door	Painted	NA
11	9' - 0"	7' - 0"	1	Overhead Door	Painted	NA
12	2' - 6"	6' - 8"	1	Fiberglass Flush Entry	Painted	Painted

WINDOW SCHEDULE					
Mark	Count	Width	Height	Manufacturer	Operation
101	1	3' - 0"	5' - 0"	Andersen 100 Series	Casement
102	3	3' - 0"	6' - 0"	Andersen 100 Series	Double Hung
103	1	6' - 0"	5' - 0"	Andersen 100 Series	Fixed
104	4	2' - 6"	5' - 0"	Andersen 100 Series	Casement
105	3	5' - 0"	5' - 0"	Andersen 100 Series	Fixed
106	1	6' - 0"	4' - 6"	WinDor	Folding
107	3	3' - 0"	1' - 6"	Andersen 100 Series	Fixed
108	2	5' - 0"	3' - 0"	Andersen 100 Series	Awning
109	1	2' - 0"	2' - 6"	Andersen 100 Series	Fixed
110	2	3' - 0"	3' - 0"	Andersen 100 Series	Casement
111	1	1' - 3 1/4"	3' - 10 1/4"	Velux	Fixed
112	1	2' - 6"	4' - 0"	Andersen	Casement
113	1	2' - 6"	6' - 0"	Andersen 100 Series	Casement

	CABLE OUTLET
	CAT6/RJ45
	LIGHT SWITCH
	3-WAY LIGHT SWITCH
	FAN SPEED CONTROL SWITCH
	LIGHT SWITCH W/ DIMMER
	110V GFI DUPLEX OUTLET, 42" A.F.F.
	110V DUPLEX OUTLET
	220V OUTLET
	GFI DUPLEX OUTLET
<b>*ALL SWITCHES &amp; OUTLETS TO BE LEGRAND RADIANT WHITE*</b>	
	COOPER LED HALO SURFACE DOWNLIGHT, SLD4 LED (WHITE TRIM)
	BROAN 744 RECESSED FAN/LIGHT
	SMOKE DETECTOR
	PENDANT LIGHT
	FLUSH MOUNT CEILING LIGHT
	CEILING FAN
	WALL SCONCE
	ECOBEE4 THERMOSTAT

ELECTRICAL LEGEND  
1/4" = 1'-0"

## GENERAL NOTES

- ALL CONSTRUCTION TO BE DONE IN ACCORDANCE WITH THESE PLANS AND THE 2005 INDIANA RESIDENTIAL CODE (2003 IRC).
- DIMENSIONS ARE TO THE FACE OF FRAMING FOR NEW CONSTRUCTION AND TO FINISH FACE FOR EXISTING CONSTRUCTION, UNLESS OTHERWISE NOTED.
- DO NOT SCALE DRAWINGS, USE GIVEN DIMENSIONS. CONSULT ARCHITECT FOR ANY DISCREPENCIES.
- ALL PRODUCTS TO BE INSTALLED ACCORDING TO MANUFACTURER'S SPECIFICATIONS.

## HARPER DEV.

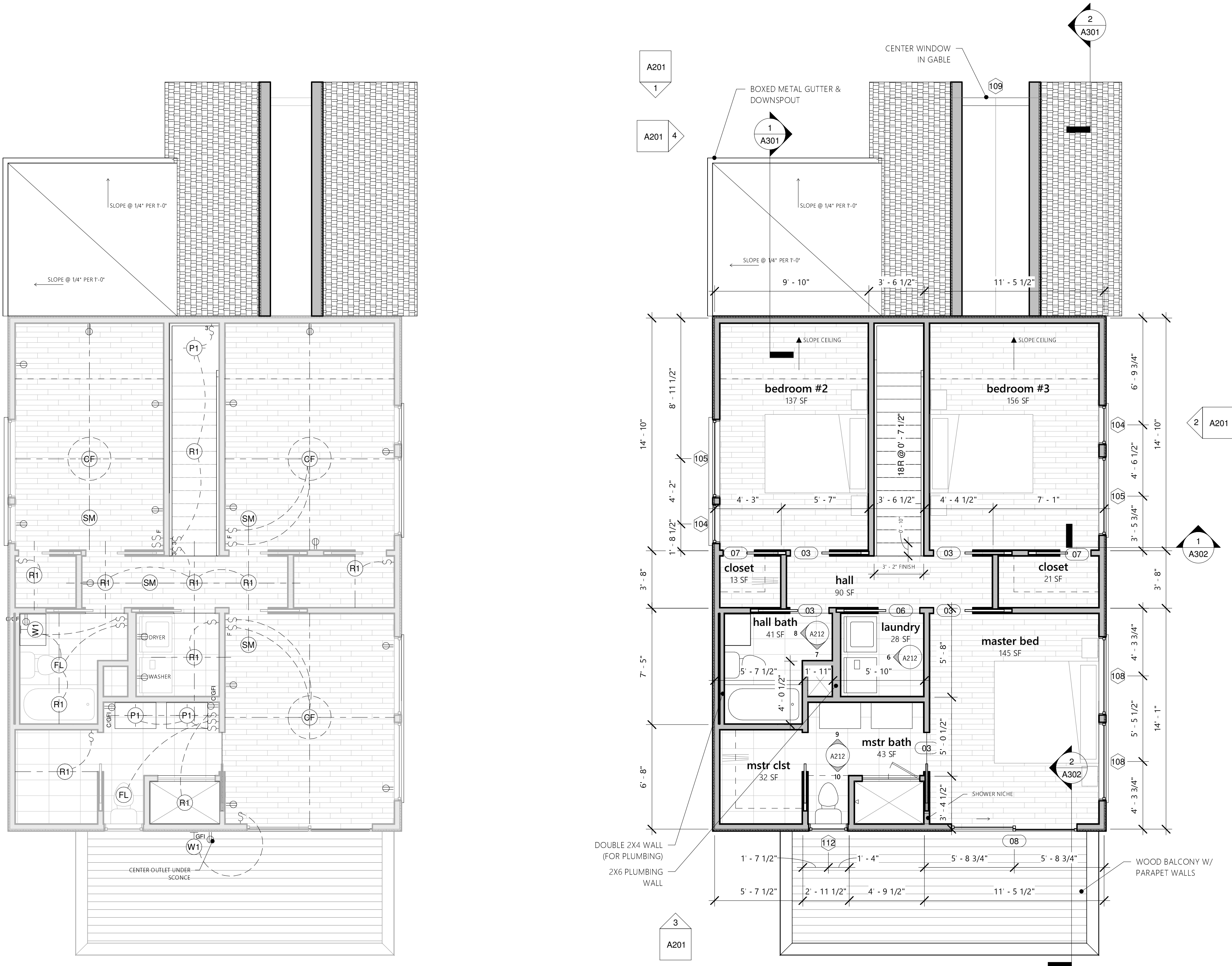
605 E. Minnesota Street  
Indianapolis, IN 46203

## SECOND FLOOR

Project Number: 2017-SH  
Date: 01/25/2018

A102

Scale: 1/4" = 1'-0"



DOOR SCHEDULE							
Mark	Width	Height	Count	Type	Exterior Finish	Interior Finish	Hardware
01	3' - 0"	8' - 0"	2	Thermatru Flush Glazed	Painted	Painted	Kwikset Milan
02	2' - 8"	6' - 8"	1	Thermatru Flush Glazed	Painted	Painted	Kwikset Milan
03	2' - 6"	6' - 8"	7	1-Panel, Solid Core	Painted	Painted	Kwikset Milan
04	2' - 6"	6' - 8"	4	1-Panel, Solid Core	Painted	Painted	Kwikset Milan
05	2' - 6"	8' - 0"	2	Solid Core Flush	Painted	Painted	Kwikset Milan
06	2' - 8"	6' - 8"	1	1-Panel, Solid Core	Painted	Painted	Kwikset 335-32
07	2' - 0"	6' - 8"	2	1-Panel, Solid Core	Painted	Painted	Kwikset 335-32
08	8' - 0"	6' - 8"	2	Andersen 100 Series	Black	Black	
10	8' - 0"	7' - 0"	1	Overhead Door	Painted	NA	NA
11	9' - 0"	7' - 0"	1	Overhead Door	Painted	NA	NA
12	2' - 6"	6' - 8"	1	Fiberglass Flush Entry	Painted	Painted	Kwikset Milan

WINDOW SCHEDULE					
Mark	Count	Width	Height	Manufacturer	Operation
101	1	3' - 0"	5' - 0"	Andersen 100 Series	Casement
102	3	3' - 0"	6' - 0"	Andersen 100 Series	Double Hung
103	1	6' - 0"	5' - 0"	Andersen 100 Series	Fixed
104	4	2' - 6"	5' - 0"	Andersen 100 Series	Casement
105	3	5' - 0"	5' - 0"	Andersen 100 Series	Fixed
106	1	6' - 0"	4' - 6"	WinDor	Folding
107	3	3' - 0"	1' - 6"	Andersen 100 Series	Fixed
108	2	5' - 0"	3' - 0"	Andersen 100 Series	Awning
109	1	2' - 0"	2' - 6"	Andersen 100 Series	Fixed
110	2	3' - 0"	3' - 0"	Andersen 100 Series	Casement
111	1	1' - 3 1/4"	3' - 10 1/4"	Velux	Fixed
112	1	2' - 6"	4' - 0"	Andersen	Casement
113	1	2' - 6"	6' - 0"	Andersen 100 Series	Casement

	CABLE OUTLET
	CAT6/RJ45
	LIGHT SWITCH
	3-WAY LIGHT SWITCH
	FAN SPEED CONTROL SWITCH
	LIGHT SWITCH W/ DIMMER
	110V DUPLEX OUTLET
	220V OUTLET
	GF1 DUPLEX OUTLET
*ALL SWITCHES & OUTLETS TO BE LEGRAND RADIANT WHITE*	
	COOPER LED HALO SURFACE DOWNLIGHT, SLD4 LED (WHITE TRIM)
	BROAN 744 RECESSED FAN/LIGHT
	SMOKE DETECTOR
	PENDANT LIGHT
	FLUSH MOUNT CEILING LIGHT
	CEILING FAN
	WALL SCONCE
	ECOBEE4 THERMOSTAT

ELECTRICAL LEGEND  
1/4" = 1'-0"

## GENERAL NOTES

- ALL CONSTRUCTION TO BE DONE IN ACCORDANCE WITH THESE PLANS AND THE 2005 INDIANA RESIDENTIAL CODE (2003 IRC).
- DIMENSIONS ARE TO THE FACE OF FRAMING FOR NEW CONSTRUCTION AND TO FINISH FACE FOR EXISTING CONSTRUCTION, UNLESS OTHERWISE NOTED.
- DO NOT SCALE DRAWINGS, USE GIVEN DIMENSIONS. CONSULT ARCHITECT FOR ANY DISCREPANCIES.
- ALL PRODUCTS TO BE INSTALLED ACCORDING TO MANUFACTURER'S SPECIFICATIONS.

## HARPER DEV.

605 E. Minnesota Street  
Indianapolis, IN 46203

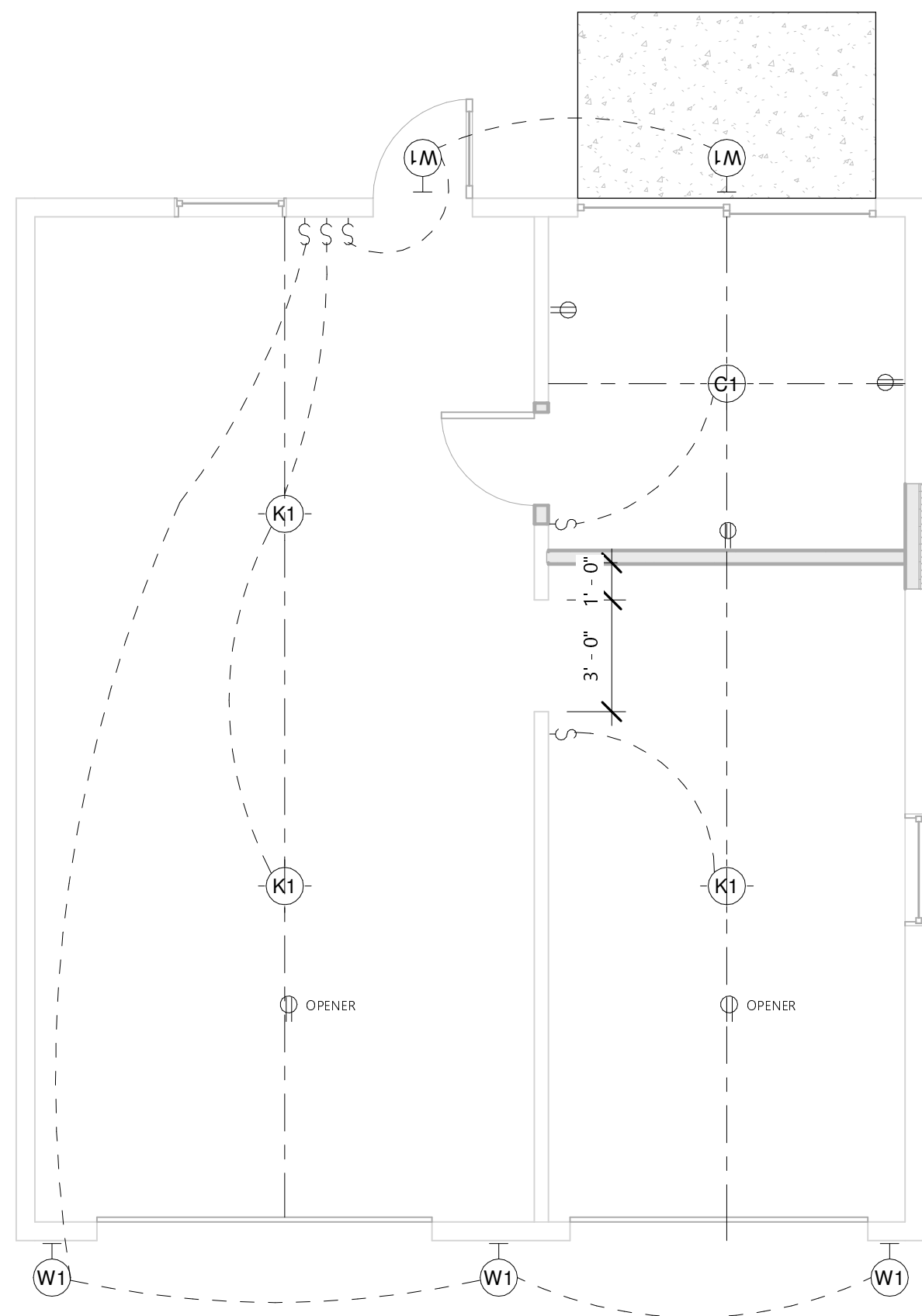
## GARAGE FLOOR PLANS

Project Number: 2017-SH  
Date: 01/25/2018

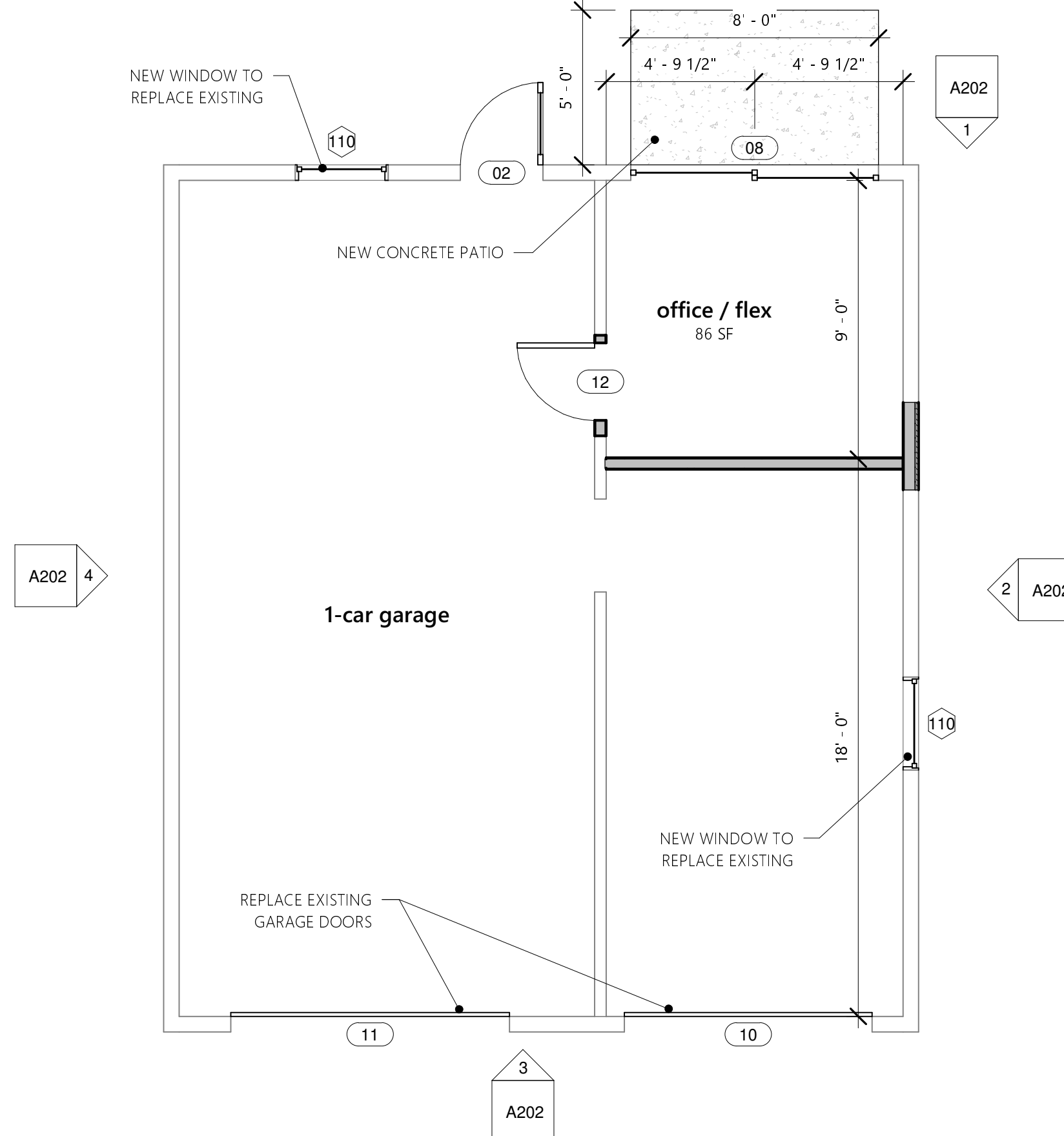
# A103

Scale: 1/4" = 1'-0"

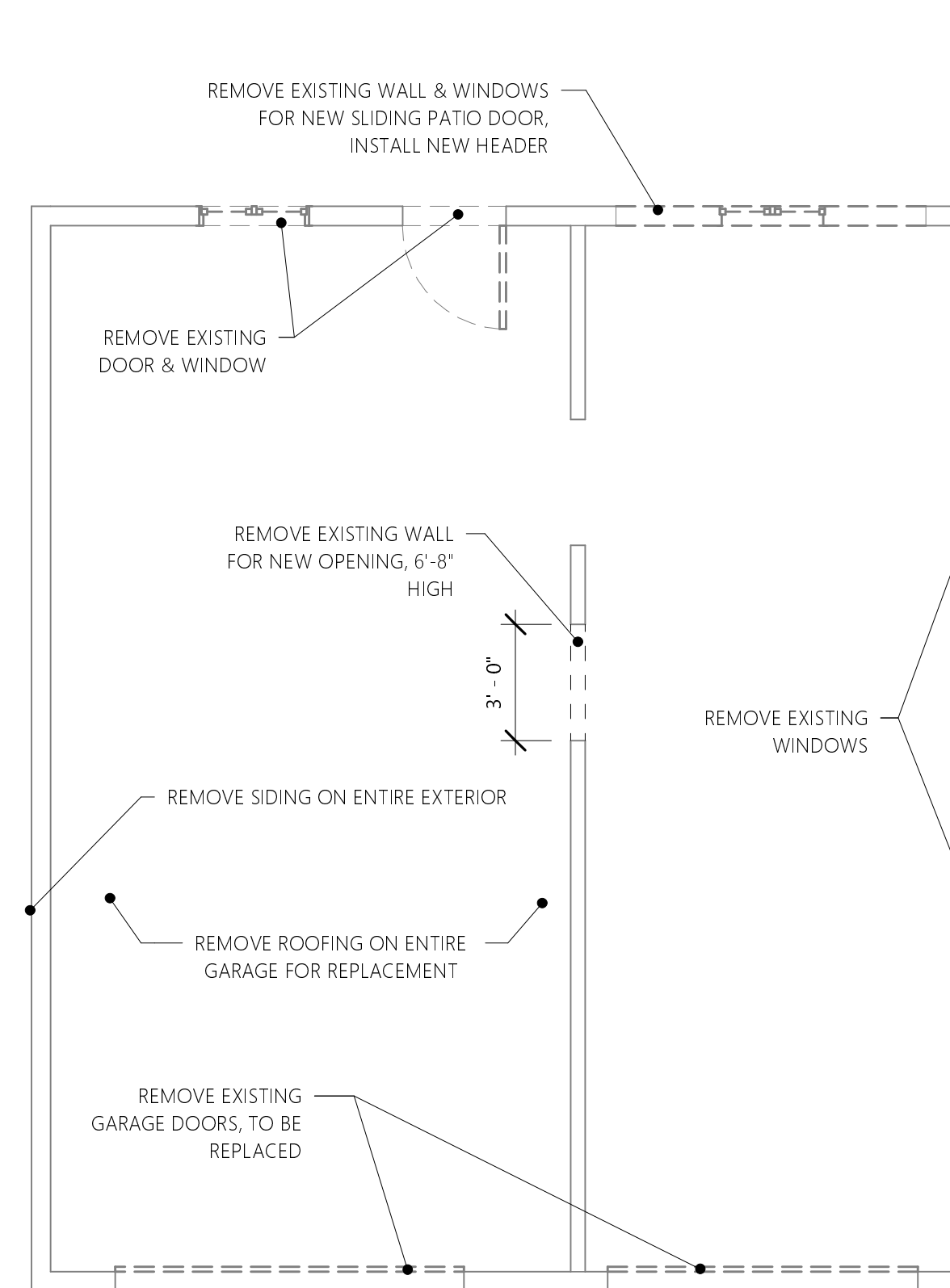
1/25/2018 12:24:32 PM



3 GARAGE ELECTRICAL PLAN  
1/4" = 1'-0"



2 NEW GARAGE PLAN  
1/4" = 1'-0"



1 GARAGE - EXISTING  
1/4" = 1'-0"

WINDOW SCHEDULE					
Mark	Count	Width	Height	Manufacturer	Operation
101	1	3' - 0"	5' - 0"	Andersen 100 Series	Casement
102	3	3' - 0"	6' - 0"	Andersen 100 Series	Double Hung
103	1	6' - 0"	5' - 0"	Andersen 100 Series	Fixed
104	4	2' - 6"	5' - 0"	Andersen 100 Series	Casement
105	3	5' - 0"	5' - 0"	Andersen 100 Series	Fixed
106	1	6' - 0"	4' - 6"	WinDor	Folding
107	3	3' - 0"	1' - 6"	Andersen 100 Series	Fixed
108	2	5' - 0"	3' - 0"	Andersen 100 Series	Awning
109	1	2' - 0"	2' - 6"	Andersen 100 Series	Fixed
110	2	3' - 0"	3' - 0"	Andersen 100 Series	Casement
111	1	1' - 3 1/4"	3' - 10 1/4"	Velux	Fixed
112	1	2' - 6"	4' - 0"	Andersen	Casement
113	1	2' - 6"	6' - 0"	Andersen 100 Series	Casement

DOOR SCHEDULE							
Mark	Width	Height	Count	Type	Exterior Finish	Interior Finish	Hardware
01	3' - 0"	8' - 0"	2	Thermatru Flush Glazed	Painted	Painted	Kwikset Milan
02	2' - 8"	6' - 8"	1	Thermatru Flush Glazed	Painted	Painted	Kwikset Milan
03	2' - 6"	6' - 8"	7	1-Panel, Solid Core	Painted	Painted	Kwikset 335-32
04	2' - 6"	6' - 8"	4	1-Panel, Solid Core	Painted	Painted	Kwikset Milan
05	2' - 6"	8' - 0"	2	Solid Core Flush	Painted	Painted	Kwikset Milan
06	2' - 8"	6' - 8"	1	1-Panel, Solid Core	Painted	Painted	Kwikset 335-32
07	2' - 0"	6' - 8"	2	1-Panel, Solid Core	Painted	Painted	Kwikset 335-32
08	8' - 0"	6' - 8"	2	Andersen 100 Series	Black	Black	
10	8' - 0"	7' - 0"	1	Overhead Door	Painted	NA	NA
11	9' - 0"	7' - 0"	1	Overhead Door	Painted	NA	NA
12	2' - 6"	6' - 8"	1	Fiberglass Flush Entry	Painted	Painted	Kwikset Milan

	CABLE OUTLET
	CAT6/RJ45
	LIGHT SWITCH
	3-WAY LIGHT SWITCH
	FAN SPEED CONTROL SWITCH
	LIGHT SWITCH W/ DIMMER
	110V GFI DUPLEX OUTLET, 42" A.F.F.
	110V DUPLEX OUTLET
	220V OUTLET
	GFI DUPLEX OUTLET
*ALL SWITCHES & OUTLETS TO BE LEGRAND RADANT WHITE*	
	COOPER LED HALO SURFACE DOWNLIGHT, SLDA LED (WHITE TRIM)
	BROAD 744 RECESSED FAN/LIGHT
	SMOKE DETECTOR
	PENDANT LIGHT
	FLUSH MOUNT CEILING LIGHT
	CEILING FAN
	WALL SCONCE
	ECOBEE4 THERMOSTAT

ELECTRICAL LEGEND  
1/4" = 1'-0"

## GENERAL NOTES

- ALL CONSTRUCTION TO BE DONE IN ACCORDANCE WITH THESE PLANS AND THE 2003 INDIANA RESIDENTIAL CODE (2003 IRC).
- DIMENSIONS ARE TO THE FACE OF FRAMING FOR NEW CONSTRUCTION AND TO FINISH FACE FOR EXISTING CONSTRUCTION, UNLESS OTHERWISE NOTED.
- DO NOT SCALE DRAWINGS, USE GIVEN DIMENSIONS. CONSULT ARCHITECT FOR ANY DISCREPANCIES.
- ALL PRODUCTS TO BE INSTALLED ACCORDING TO MANUFACTURER'S SPECIFICATIONS.

## HARPER DEV.

605 E. Minnesota Street  
Indianapolis, IN 46203

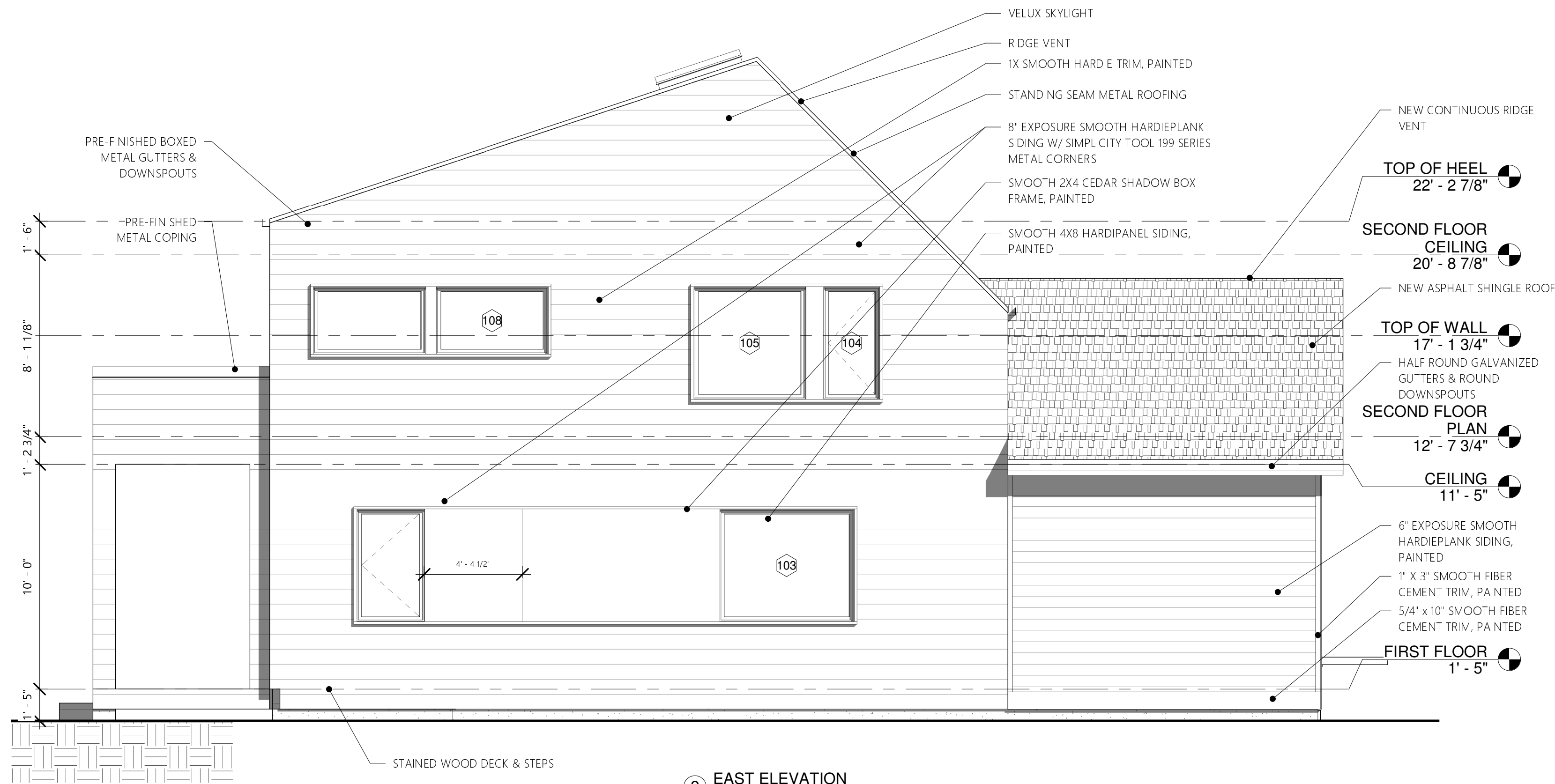
## EXTERIOR ELEVATIONS

Project Number: 2017-SH  
Date: 01/25/2018

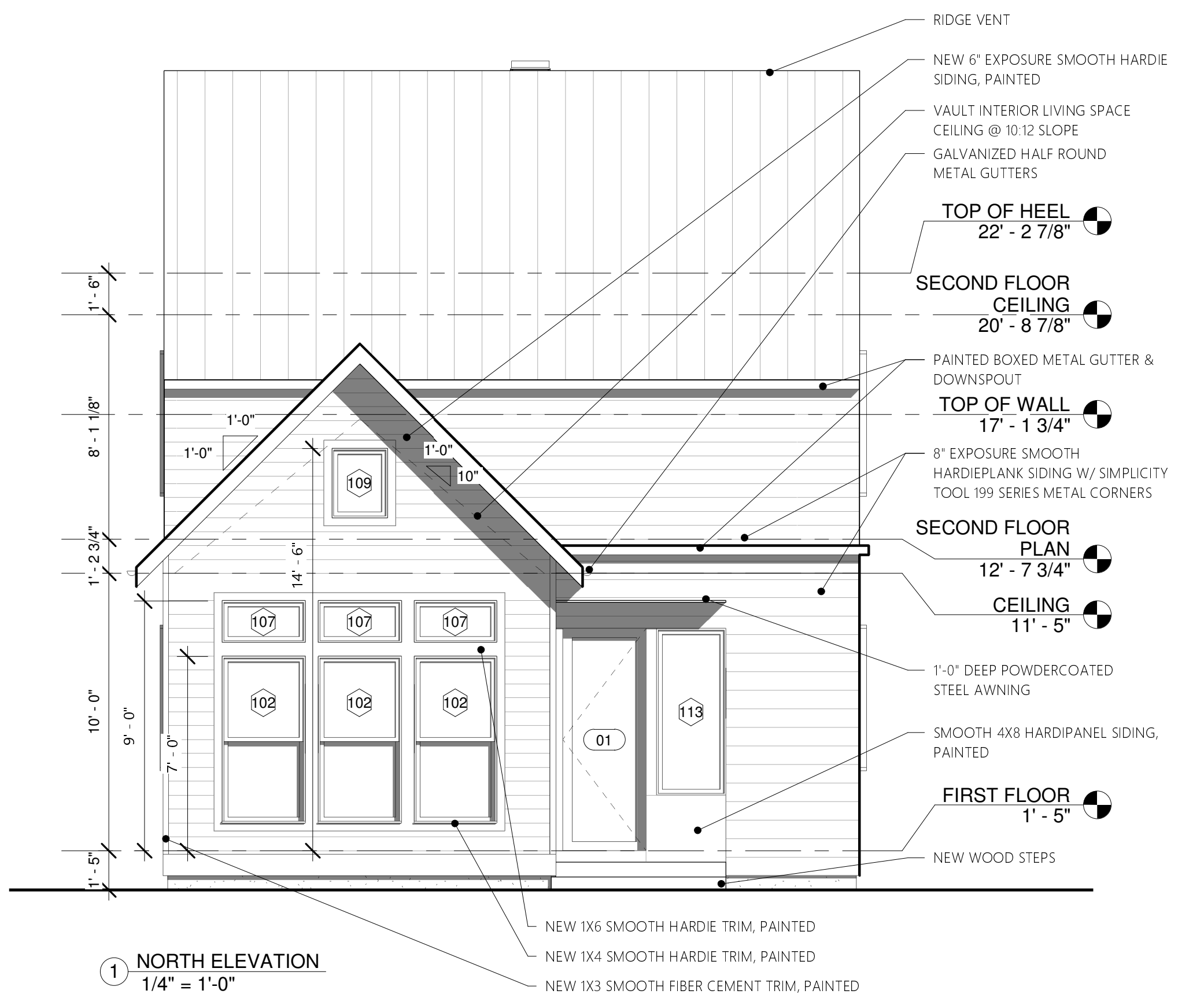
A201

Scale: 1/4" = 1'-0"

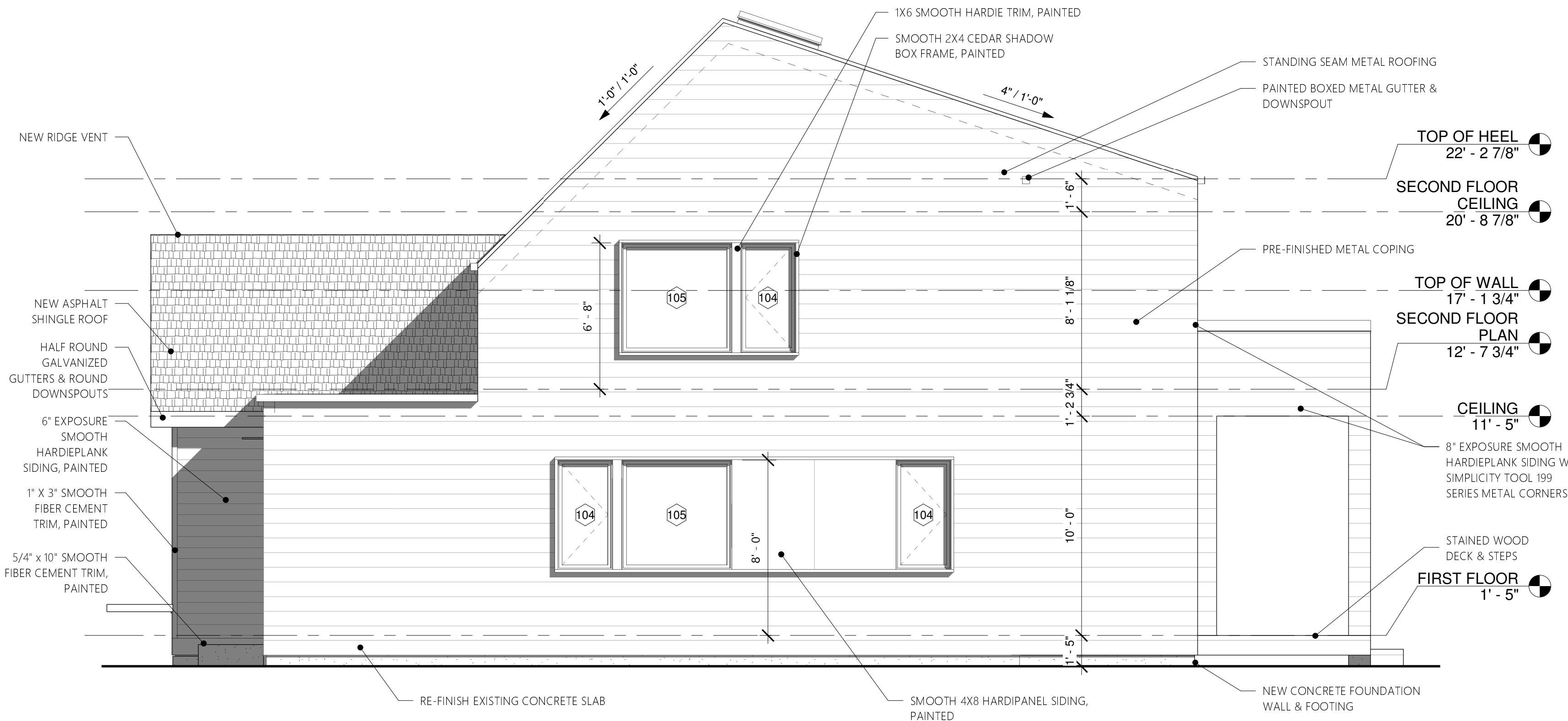
1/25/2018 12:24:41 PM



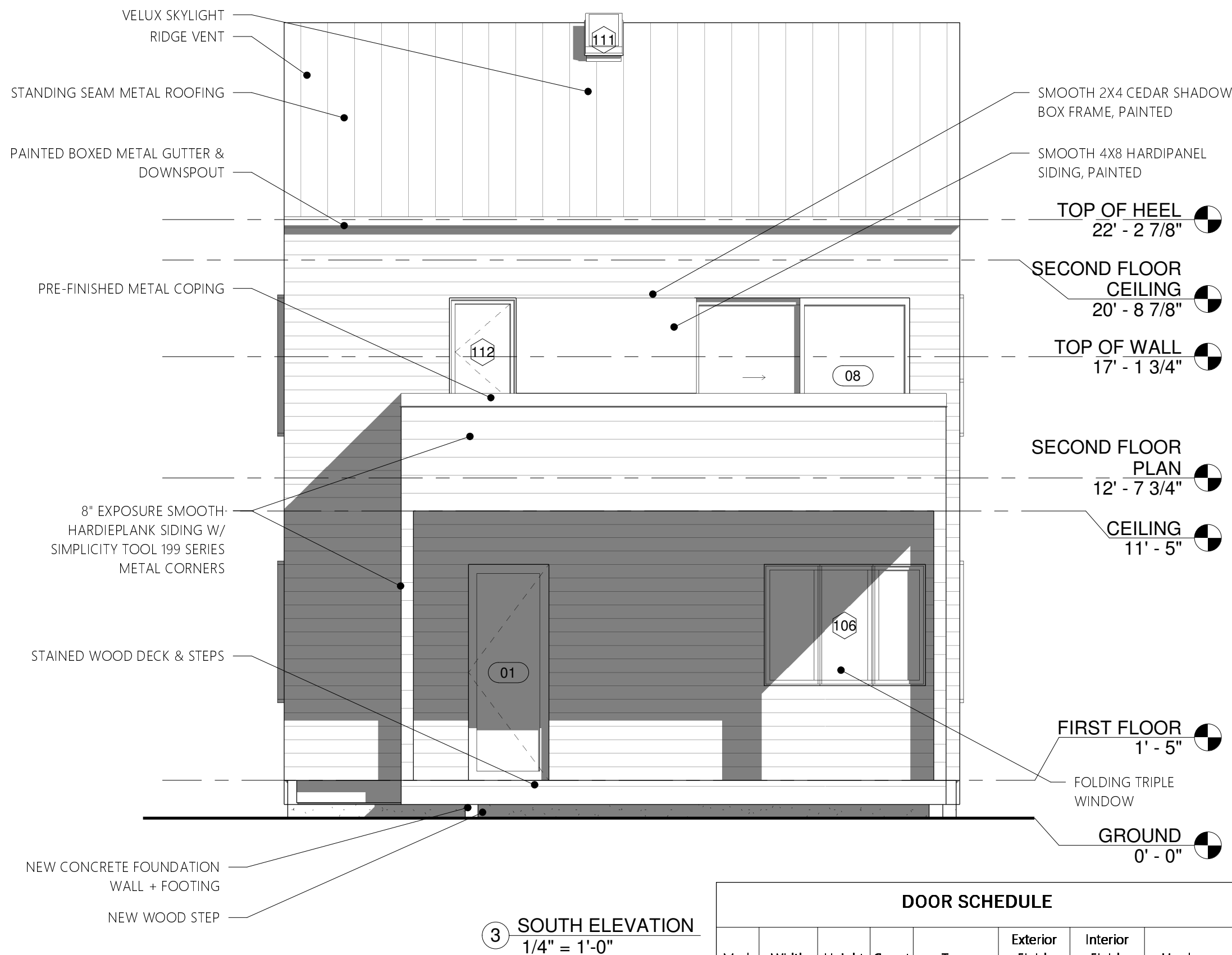
2 EAST ELEVATION  
1/4" = 1'-0"



1 NORTH ELEVATION  
1/4" = 1'-0"



4 WEST ELEVATION  
1/4" = 1'-0"



3 SOUTH ELEVATION  
1/4" = 1'-0"

WINDOW SCHEDULE						
Mark	Count	Width	Height	Manufacturer	Operation	
101	1	3' - 0"	5' - 0"	Andersen 100 Series	Casement	
102	3	3' - 0"	6' - 0"	Andersen 100 Series	Double Hung	
103	1	6' - 0"	5' - 0"	Andersen 100 Series	Fixed	
104	4	2' - 6"	5' - 0"	Andersen 100 Series	Casement	
105	3	5' - 0"	5' - 0"	Andersen 100 Series	Fixed	
106	1	6' - 0"	4' - 6"	WinDor	Folding	
107	3	3' - 0"	1' - 6"	Andersen 100 Series	Fixed	
108	2	5' - 0"	3' - 0"	Andersen 100 Series	Awning	
109	1	2' - 0"	2' - 6"	Andersen 100 Series	Fixed	
110	2	3' - 0"	3' - 0"	Andersen 100 Series	Casement	
111	1	1' - 3 1/4"	3' - 10 1/4"	Velux	Fixed	
112	1	2' - 6"	4' - 0"	Andersen	Casement	
113	1	2' - 6"	6' - 0"	Andersen 100 Series	Casement	

DOOR SCHEDULE							
Mark	Width	Height	Count	Type	Exterior Finish	Interior Finish	Hardware
01	3' - 0"	8' - 0"	2	Thermatru Flush Glazed	Painted	Painted	Kwikset Milan
02	2' - 8"	6' - 8"	1	Thermatru Flush Glazed	Painted	Painted	Kwikset Milan
03	2' - 6"	6' - 8"	7	1-Panel, Solid Core	Painted	Painted	Kwikset 335-32
04	2' - 6"	6' - 8"	4	1-Panel, Solid Core	Painted	Painted	Kwikset Milan
05	2' - 6"	8' - 0"	2	Solid Core Flush	Painted	Painted	Kwikset Milan
06	2' - 8"	6' - 8"	1	1-Panel, Solid Core	Painted	Painted	Kwikset 335-32
07	2' - 0"	6' - 8"	2	1-Panel, Solid Core	Painted	Painted	Kwikset 335-32
08	8' - 0"	6' - 8"	2	Andersen 100 Series	Black	Black	
10	8' - 0"	7' - 0"	1	Overhead Door	Painted	NA	NA
11	9' - 0"	7' - 0"	1	Overhead Door	Painted	NA	NA
12	2' - 6"	6' - 8"	1	Fiberglass Flush Entry	Painted	Painted	Kwikset Milan

GENERAL NOTES

- ALL CONSTRUCTION TO BE DONE IN ACCORDANCE WITH THESE PLANS AND THE 2005 INDIANA RESIDENTIAL CODE (2003 IRC).
- DIMENSIONS ARE TO THE FACE OF FRAMING FOR NEW CONSTRUCTION AND TO FINISH FACE FOR EXISTING CONSTRUCTION, UNLESS OTHERWISE NOTED.
- DO NOT SCALE DRAWINGS, USE GIVEN DIMENSIONS. CONSULT ARCHITECT FOR ANY DISCREPENCIES.
- ALL PRODUCTS TO BE INSTALLED ACCORDING TO MANUFACTURER'S SPECIFICATIONS.

DOOR SCHEDULE							
Mark	Width	Height	Count	Type	Exterior Finish	Interior Finish	Hardware
01	3' - 0"	8' - 0"	2	Thermatru Flush Glazed	Painted	Painted	Kwikset Milan
02	2' - 8"	6' - 8"	1	Thermatru Flush Glazed	Painted	Painted	Kwikset Milan
03	2' - 6"	6' - 8"	7	1-Panel, Solid Core	Painted	Painted	Kwikset 335-32
04	2' - 6"	6' - 8"	4	1-Panel, Solid Core	Painted	Painted	Kwikset Milan
05	2' - 6"	8' - 0"	2	Solid Core Flush	Painted	Painted	Kwikset Milan
06	2' - 8"	6' - 8"	1	1-Panel, Solid Core	Painted	Painted	Kwikset 335-32
07	2' - 0"	6' - 8"	2	1-Panel, Solid Core	Painted	Painted	Kwikset 335-32
08	8' - 0"	6' - 8"	2	Andersen 100 Series	Black	Black	
10	8' - 0"	7' - 0"	1	Overhead Door	Painted	NA	NA
11	9' - 0"	7' - 0"	1	Overhead Door	Painted	NA	NA
12	2' - 6"	6' - 8"	1	Fiberglass Flush Entry	Painted	Painted	Kwikset Milan

WINDOW SCHEDULE						
Mark	Count	Width	Height	Manufacturer	Operation	
101	1	3' - 0"	9' - 0"	Andersen 100 Series	Casement	
102	3	3' - 0"	6' - 0"	Andersen 100 Series	Double Hung	
103	1	6' - 0"	5' - 0"	Andersen 100 Series	Fixed	
104	4	2' - 6"	5' - 0"	Andersen 100 Series	Casement	
105	3	5' - 0"	5' - 0"	Andersen 100 Series	Fixed	
106	1	6' - 0"	4' - 6"	WinDor	Folding	
107	3	3' - 0"	1' - 6"	Andersen 100 Series	Fixed	
108	2	5' - 0"	3' - 0"	Andersen 100 Series	Awning	
109	1	2' - 0"	2' - 6"	Andersen 100 Series	Fixed	
110	2	3' - 0"	3' - 0"	Andersen 100 Series	Casement	
111	1	1' - 3 1/4"	3' - 10 1/4"	Velux	Fixed	
112	1	2' - 6"	4' - 0"	Andersen	Casement	
113	1	2' - 6"	6' - 0"	Andersen 100 Series	Casement	

HARPER DEV.

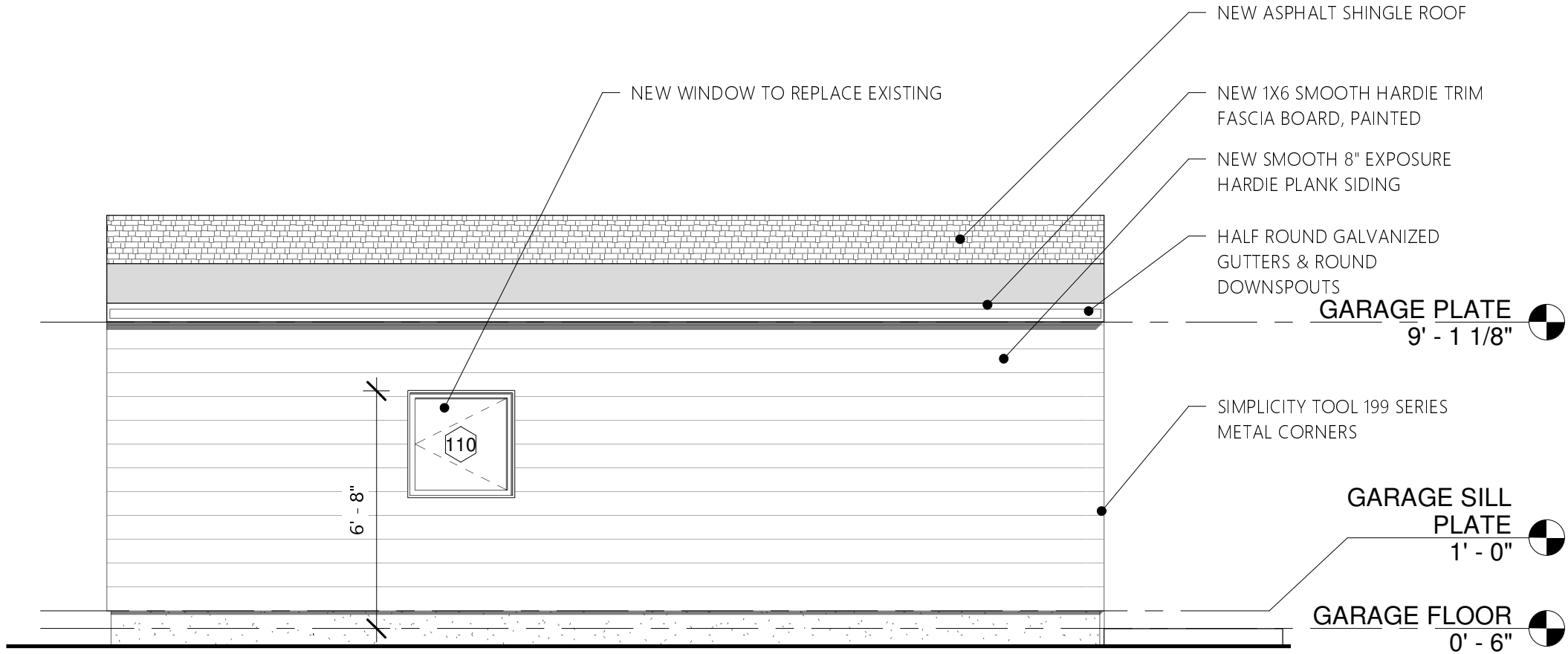
605 E. Minnesota Street  
Indianapolis, IN 46203

EXTERIOR  
ELEVATIONS -  
GARAGE

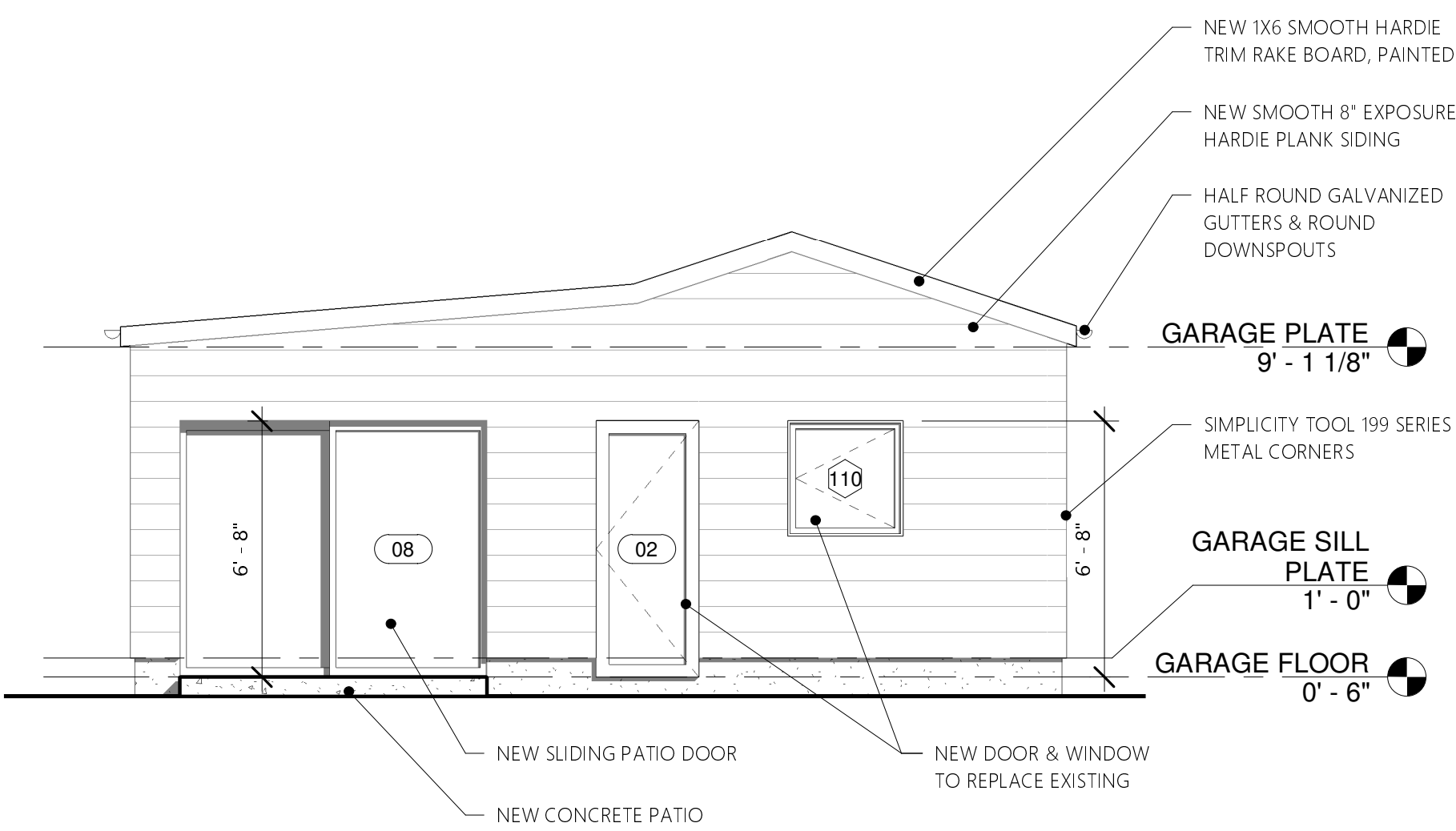
Project Number: 2017-SH  
Date: 01/25/2018

A202

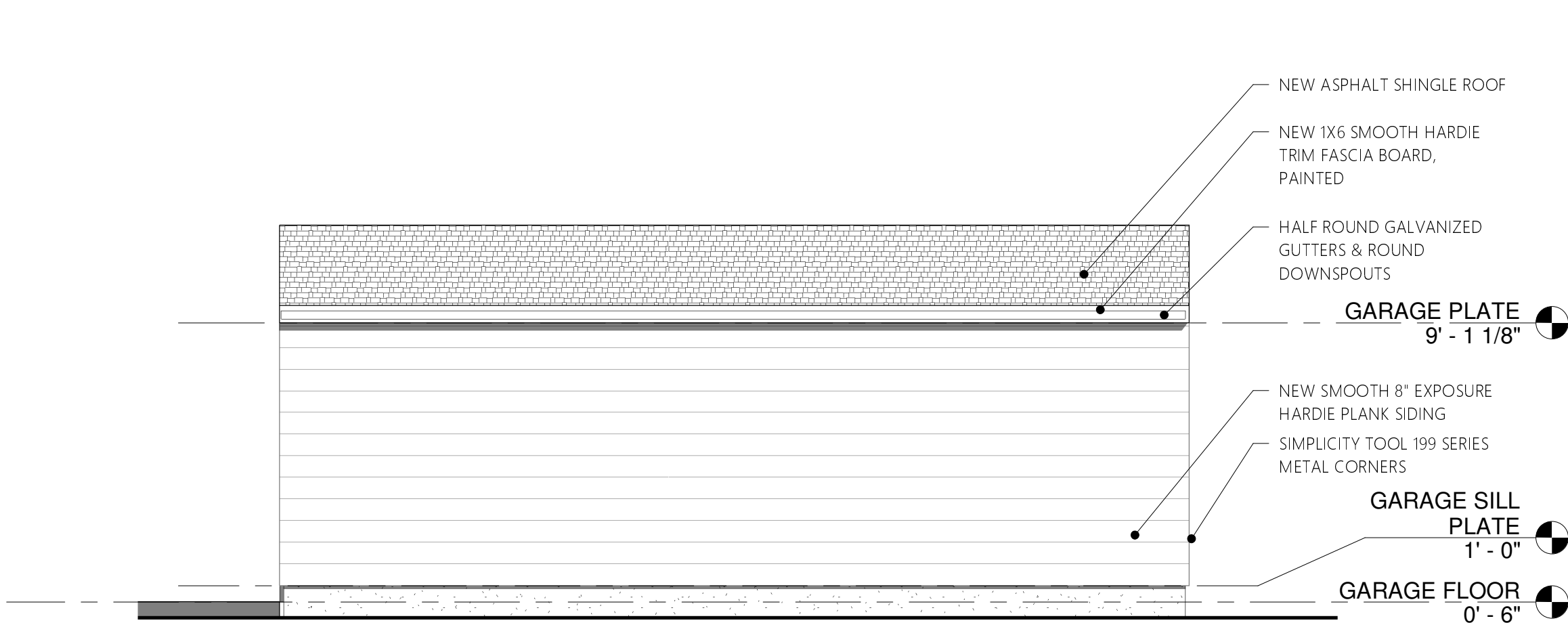
Scale: 1/4" = 1'-0"



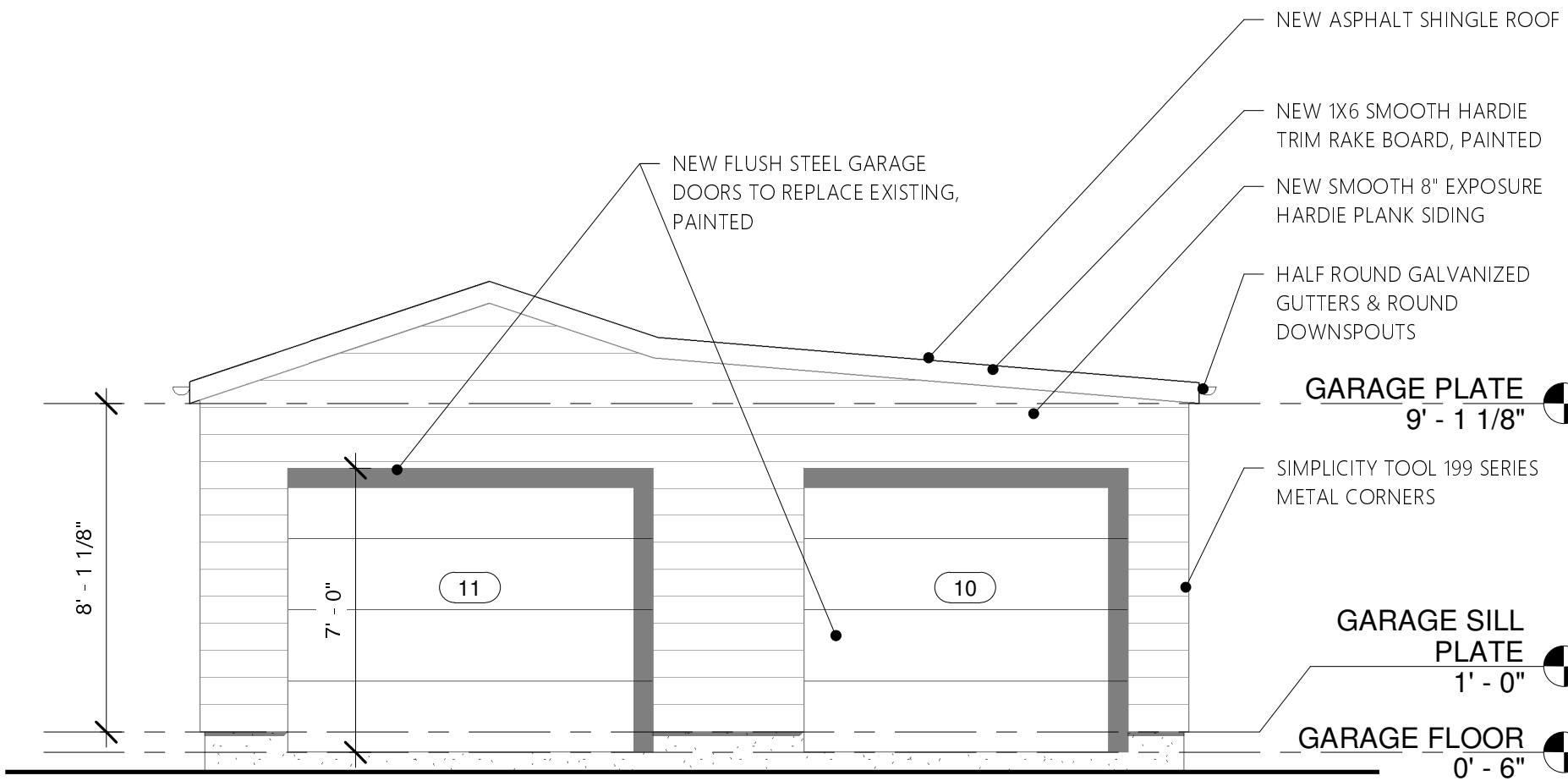
2 GARAGE - EAST ELEVATION  
1/4" = 1'-0"



1 GARAGE - NORTH ELEVATION  
1/4" = 1'-0"



4 GARAGE - WEST ELEVATION  
1/4" = 1'-0"



3 GARAGE - SOUTH ELEVATION  
1/4" = 1'-0"



GENERAL NOTES

- ALL CONSTRUCTION TO BE DONE IN ACCORDANCE WITH THESE PLANS AND THE 2005 INDIANA RESIDENTIAL CODE (2003 IRC).
- DIMENSIONS ARE TO THE FACE OF FRAMING FOR NEW CONSTRUCTION AND TO FINISH FACE FOR EXISTING CONSTRUCTION, UNLESS OTHERWISE NOTED.
- DO NOT SCALE DRAWINGS, USE GIVEN DIMENSIONS. CONSULT ARCHITECT FOR ANY DISCREPANCIES.
- ALL PRODUCTS TO BE INSTALLED ACCORDING TO MANUFACTURER'S SPECIFICATIONS.

HARPER DEV.

605 E. Minnesota Street  
Indianapolis, IN 46203

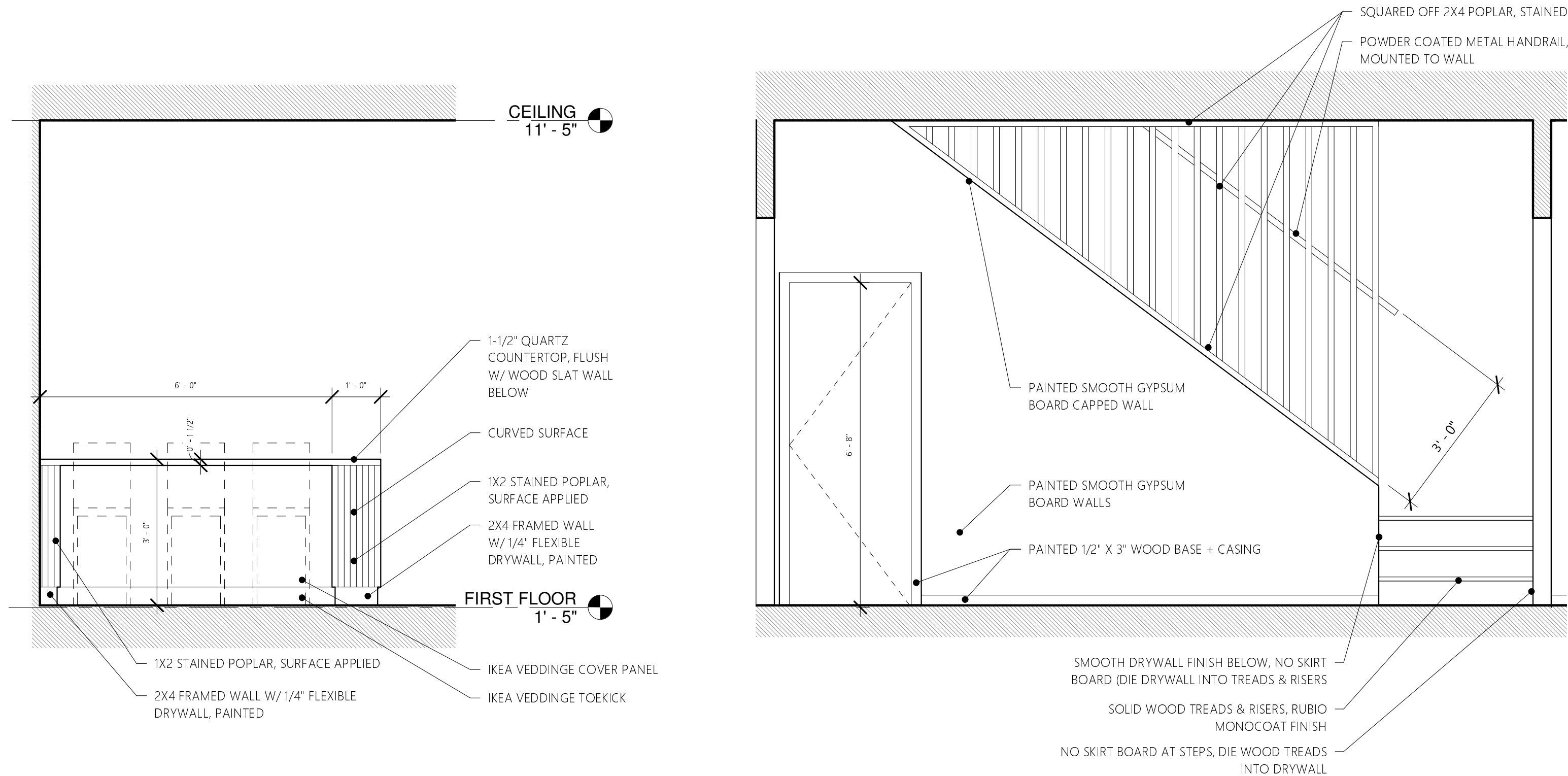
INTERIOR  
ELEVATIONS

Project Number: 2017-SH  
Date: 01/25/2018

A211

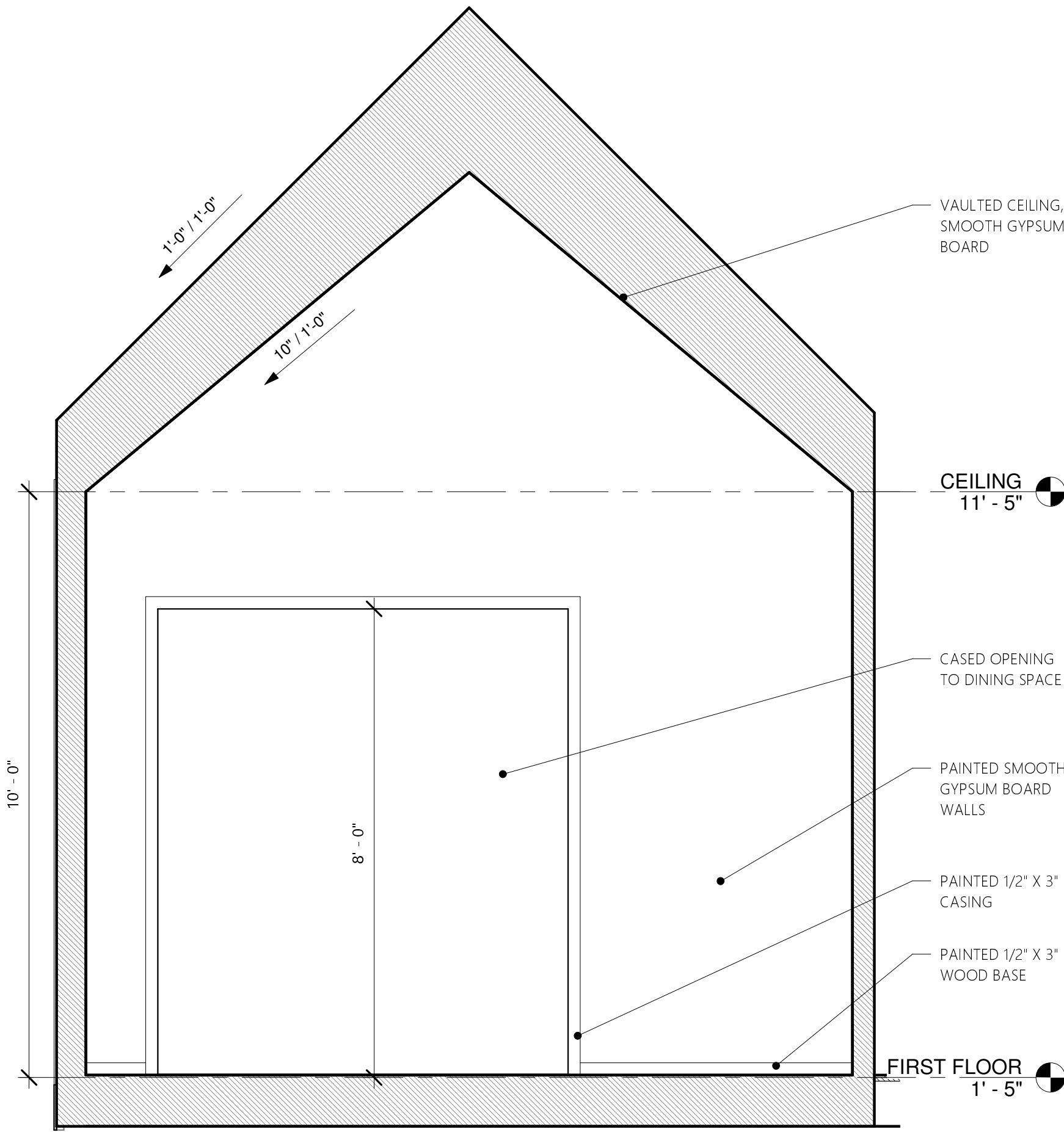
Scale: 1/2" = 1'-0"

1/25/2018 12:24:45 PM

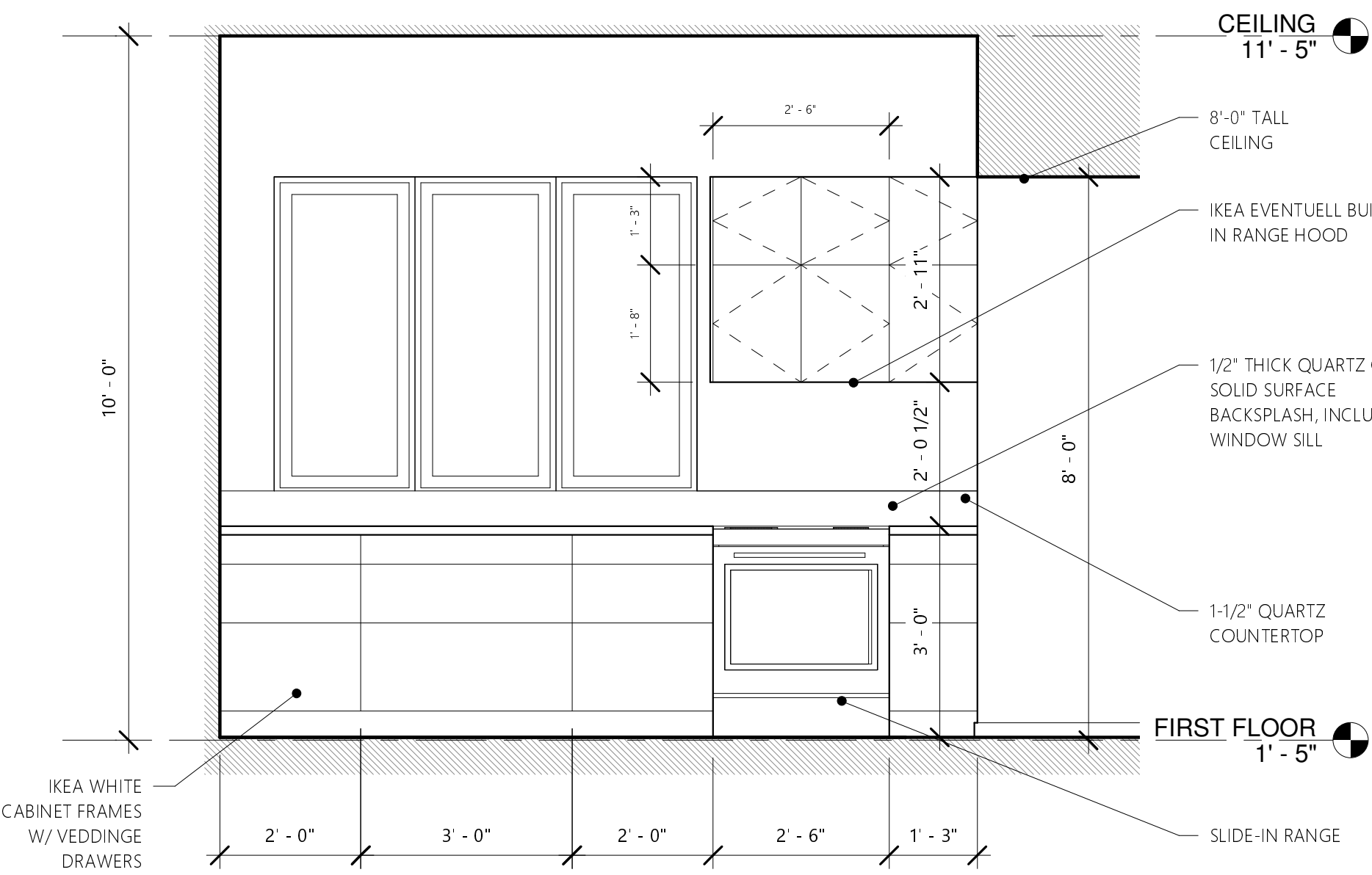


③ KITCHEN ISLAND - BACK  
1/2" = 1'-0"

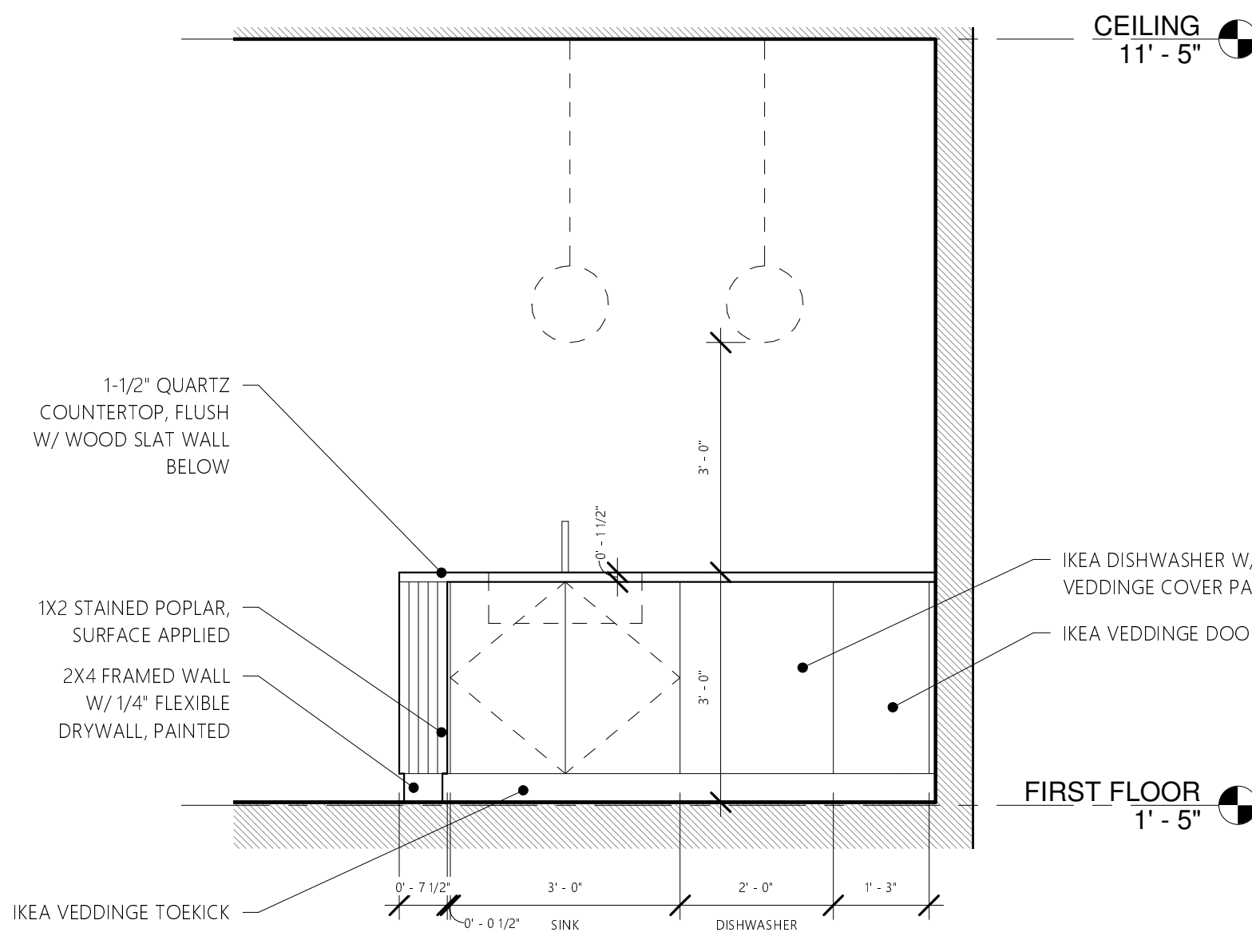
② STAIR WALL  
1/2" = 1'-0"



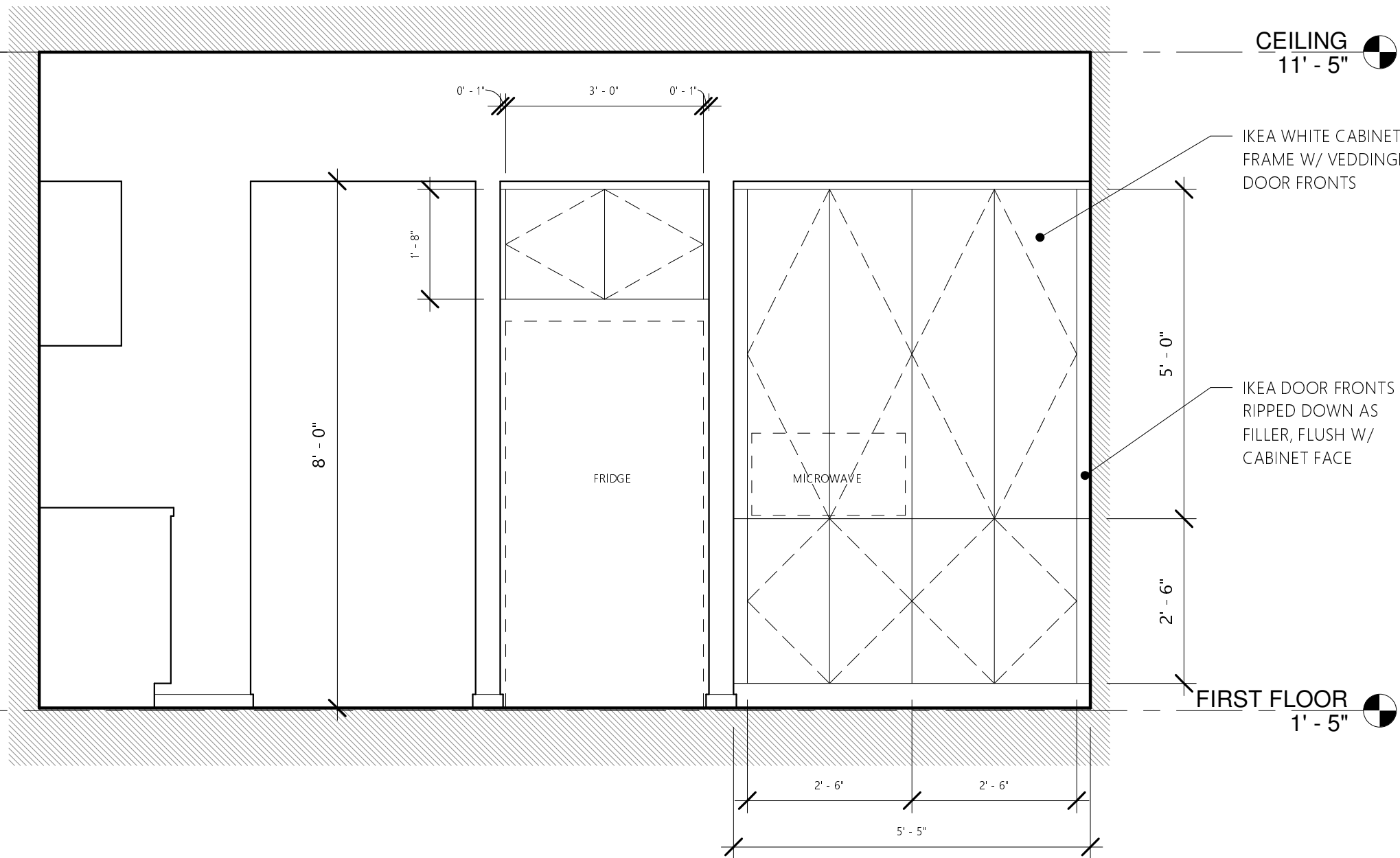
① LIVING-DINING OPENING  
1/2" = 1'-0"



⑥ KITCHEN COUNTER  
1/2" = 1'-0"



⑤ KITCHEN ISLAND - FRONT  
1/2" = 1'-0"



④ KITCHEN PANTRY  
1/2" = 1'-0"



## GENERAL NOTES

- ALL CONSTRUCTION TO BE DONE IN ACCORDANCE WITH THESE PLANS AND THE 2005 INDIANA RESIDENTIAL CODE (2003 IRC).
- DIMENSIONS ARE TO THE FACE OF FRAMING FOR NEW CONSTRUCTION AND TO FINISH FACE FOR EXISTING CONSTRUCTION, UNLESS OTHERWISE NOTED.
- DO NOT SCALE DRAWINGS, USE GIVEN DIMENSIONS. CONSULT ARCHITECT FOR ANY DISCREPANCIES.
- ALL PRODUCTS TO BE INSTALLED ACCORDING TO MANUFACTURER'S SPECIFICATIONS.

## HARPER DEV.

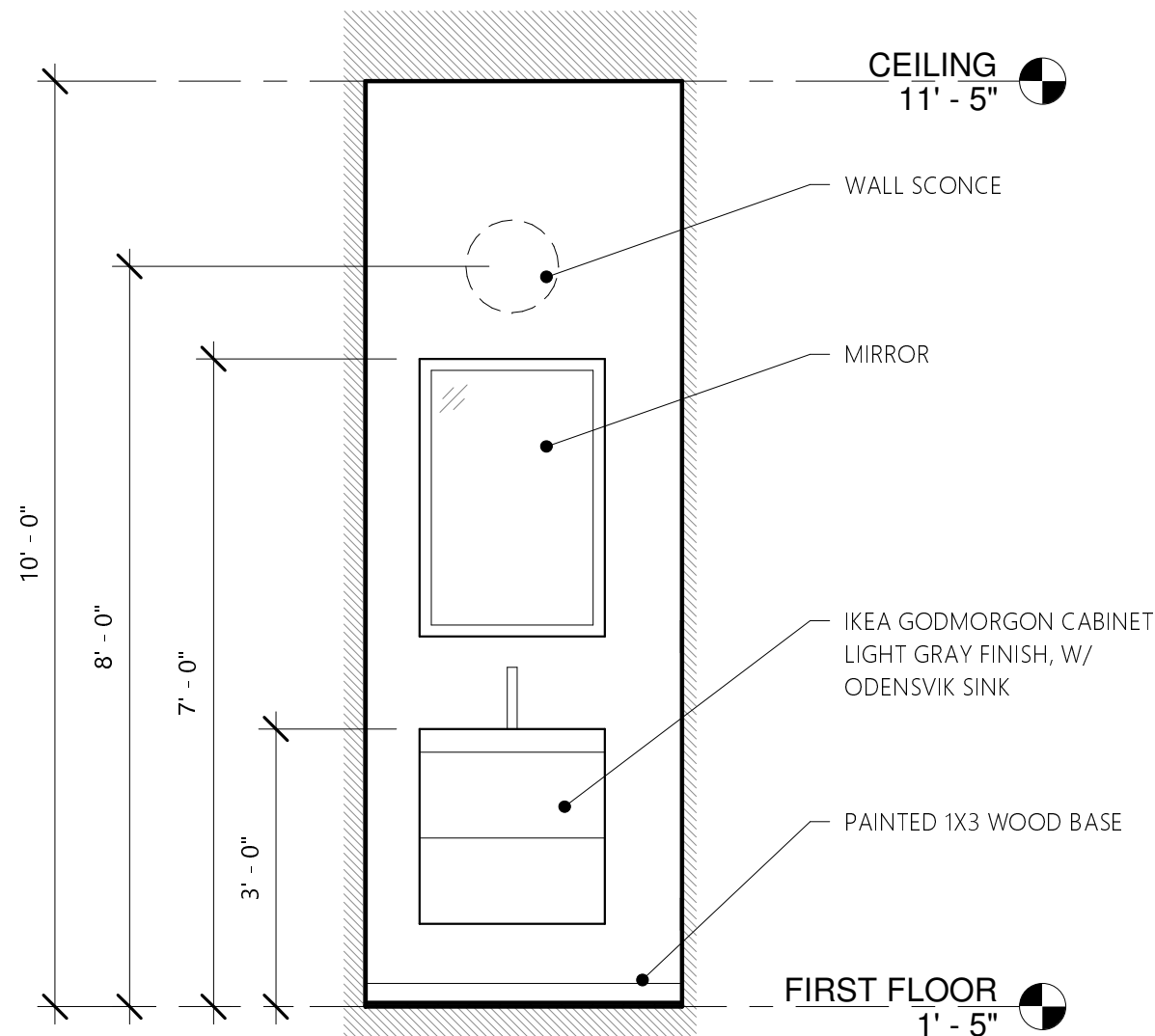
605 E. Minnesota Street  
Indianapolis, IN 46203

## INTERIOR ELEVATIONS

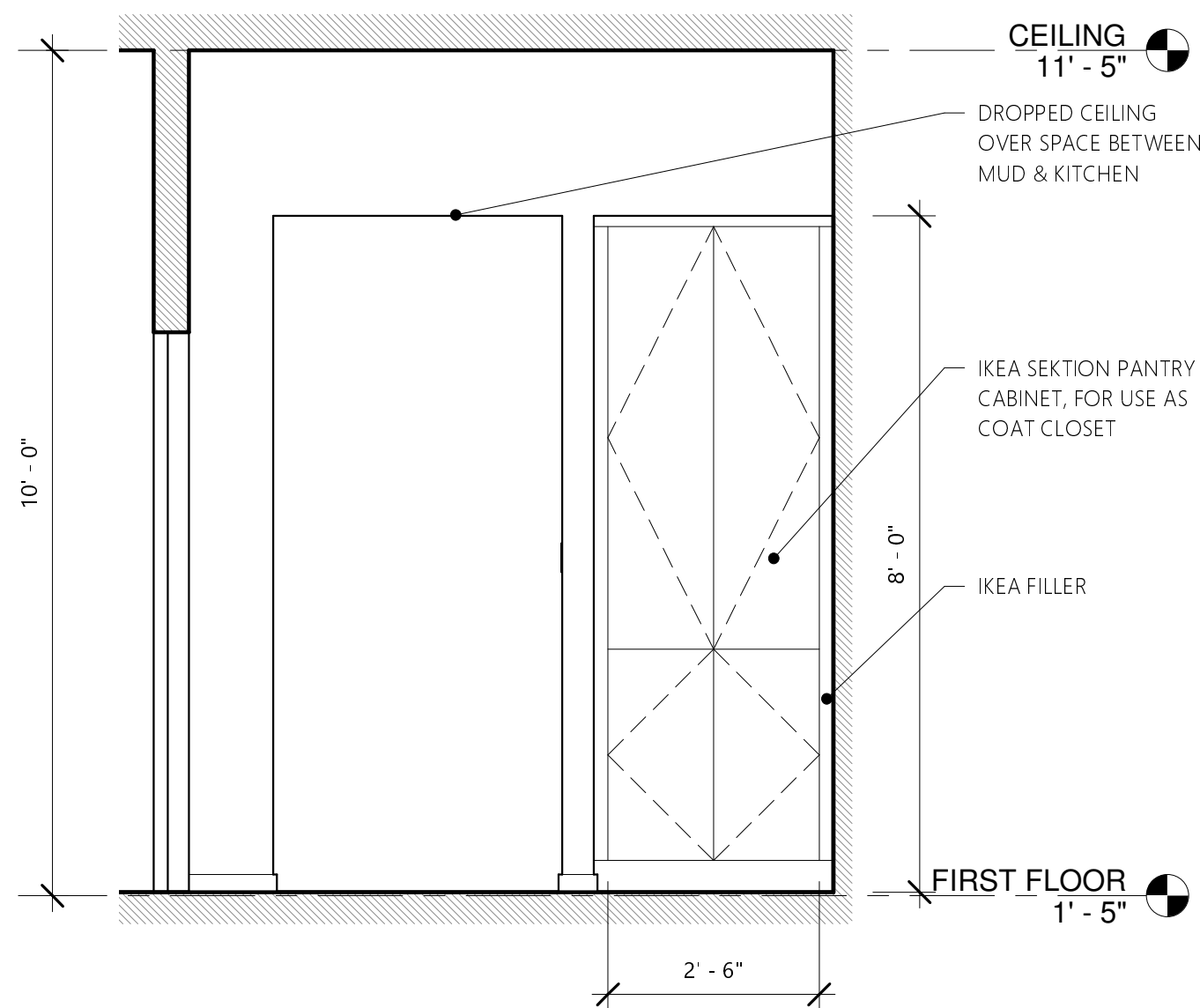
Project Number: 2017-SH  
Date: 01/25/2018

A212

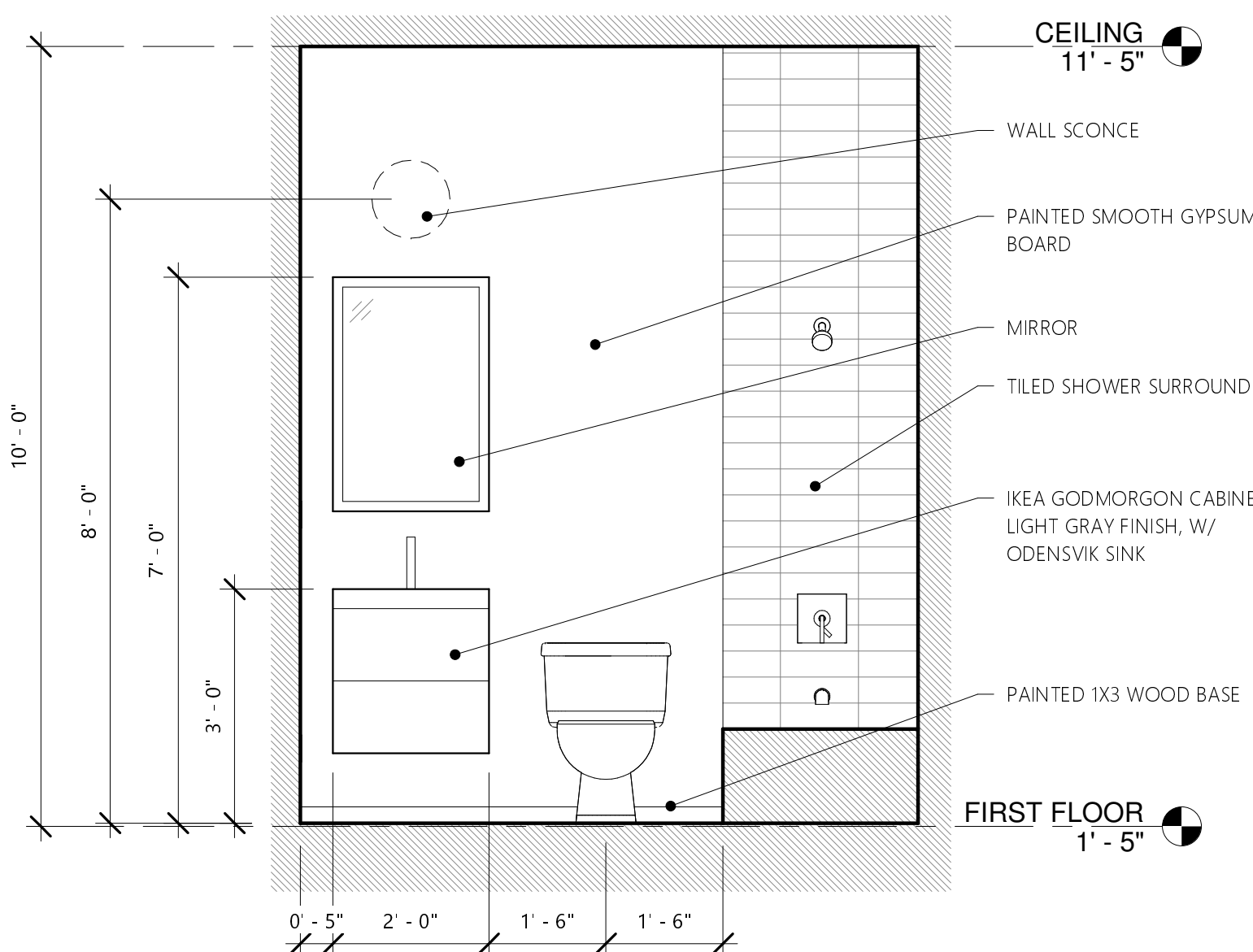
Scale: 1/2" = 1'-0"



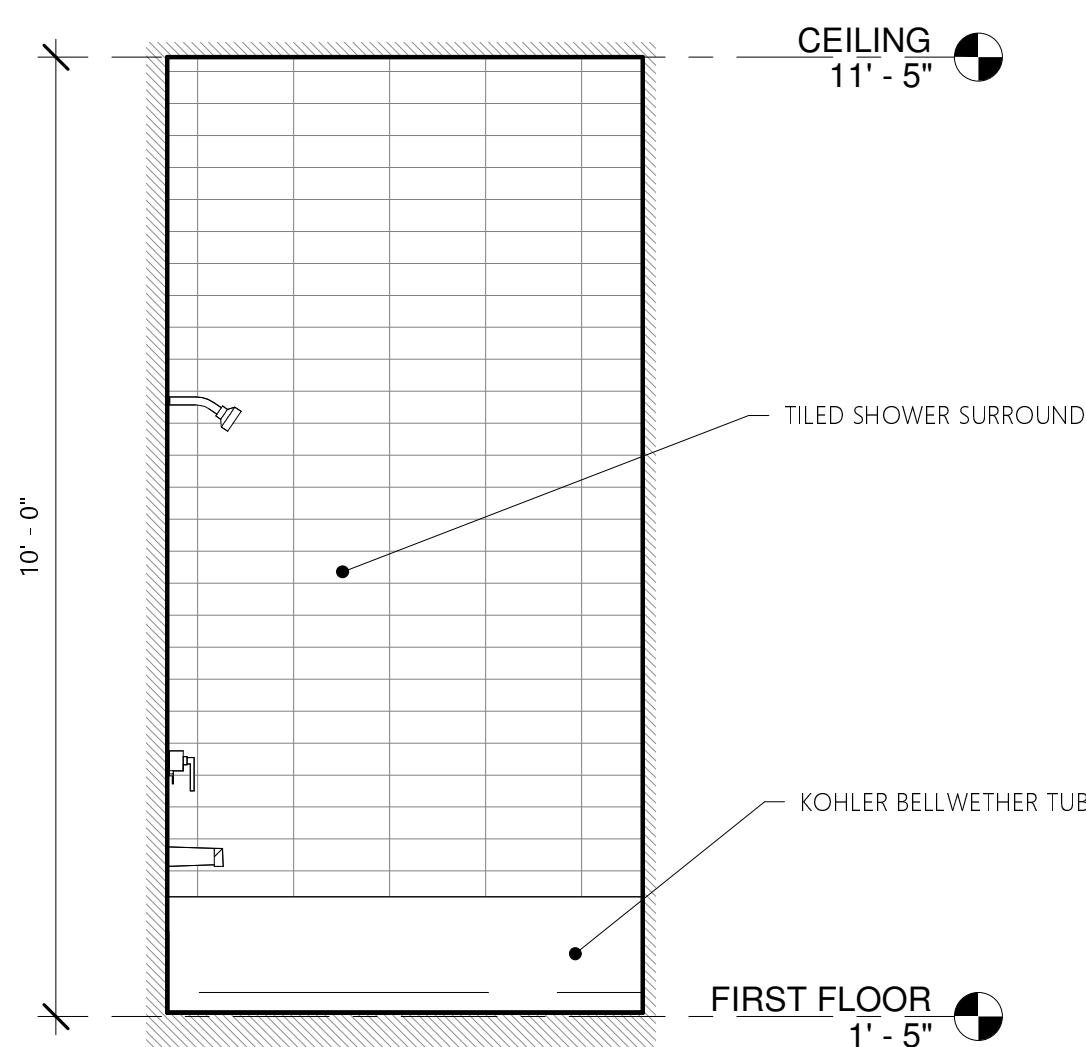
④ POWDER ROOM  
1/2" = 1'-0"



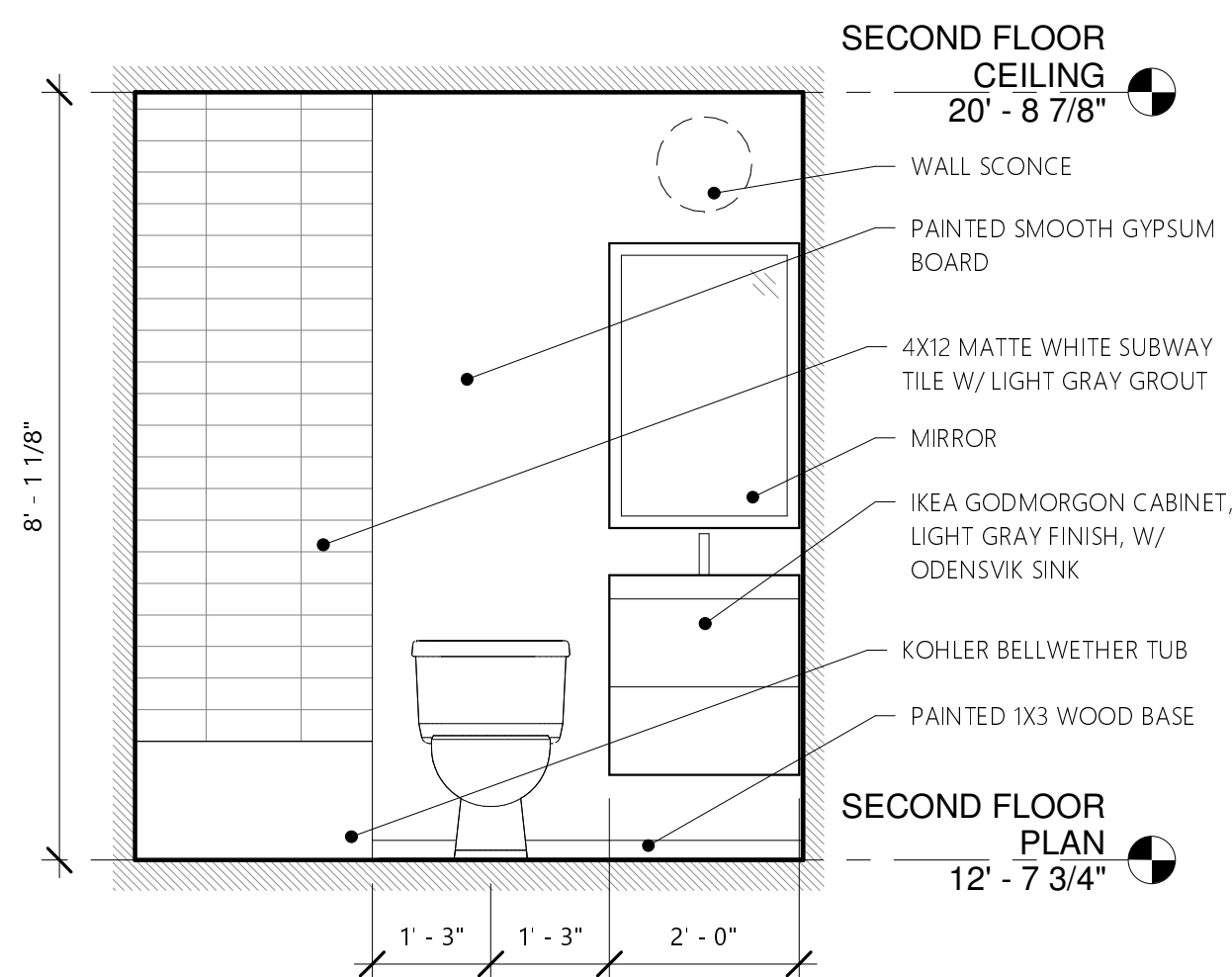
③ MUD ROOM  
1/2" = 1'-0"



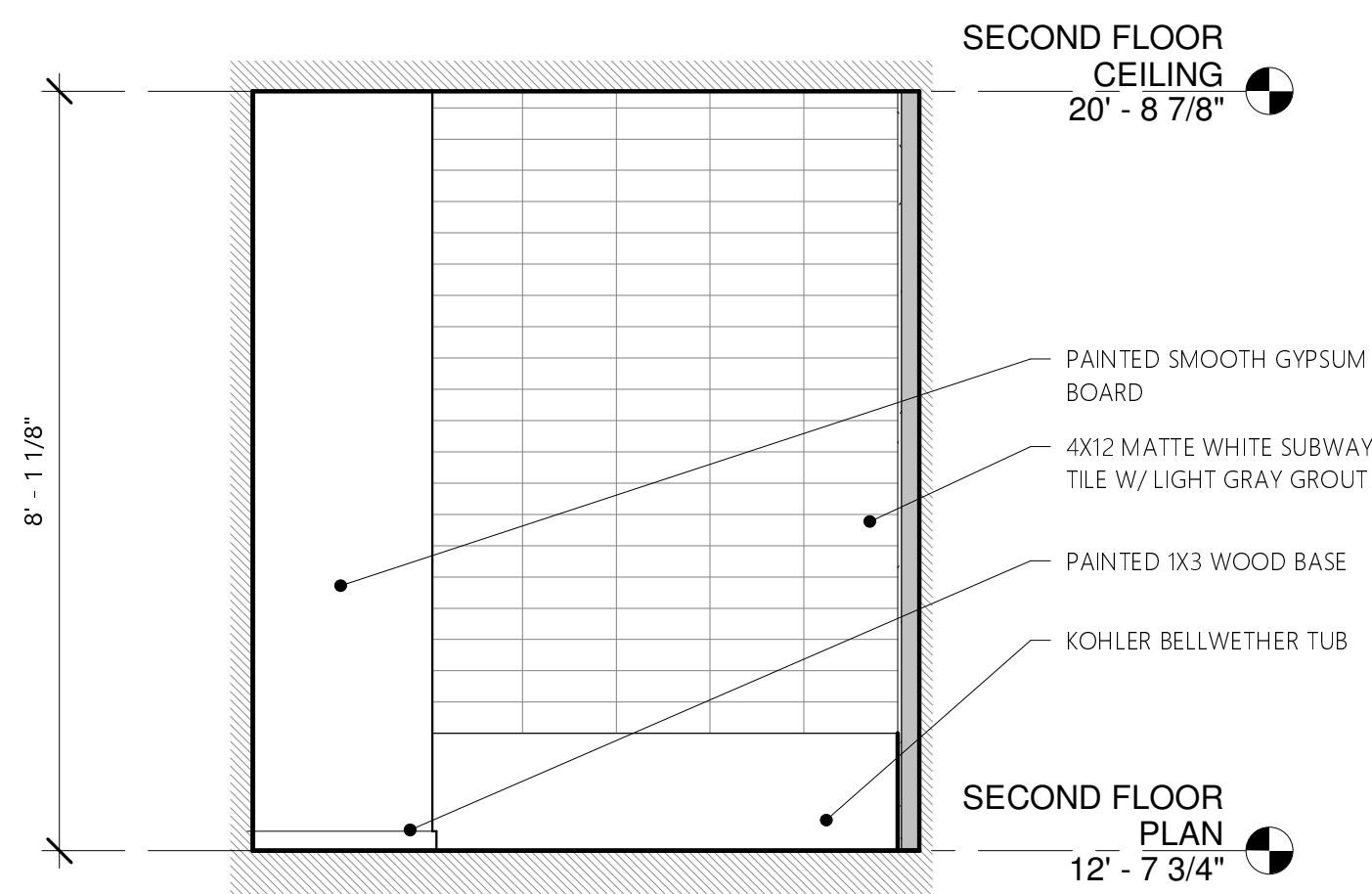
② FIRST FULL BATH - 2  
1/2" = 1'-0"



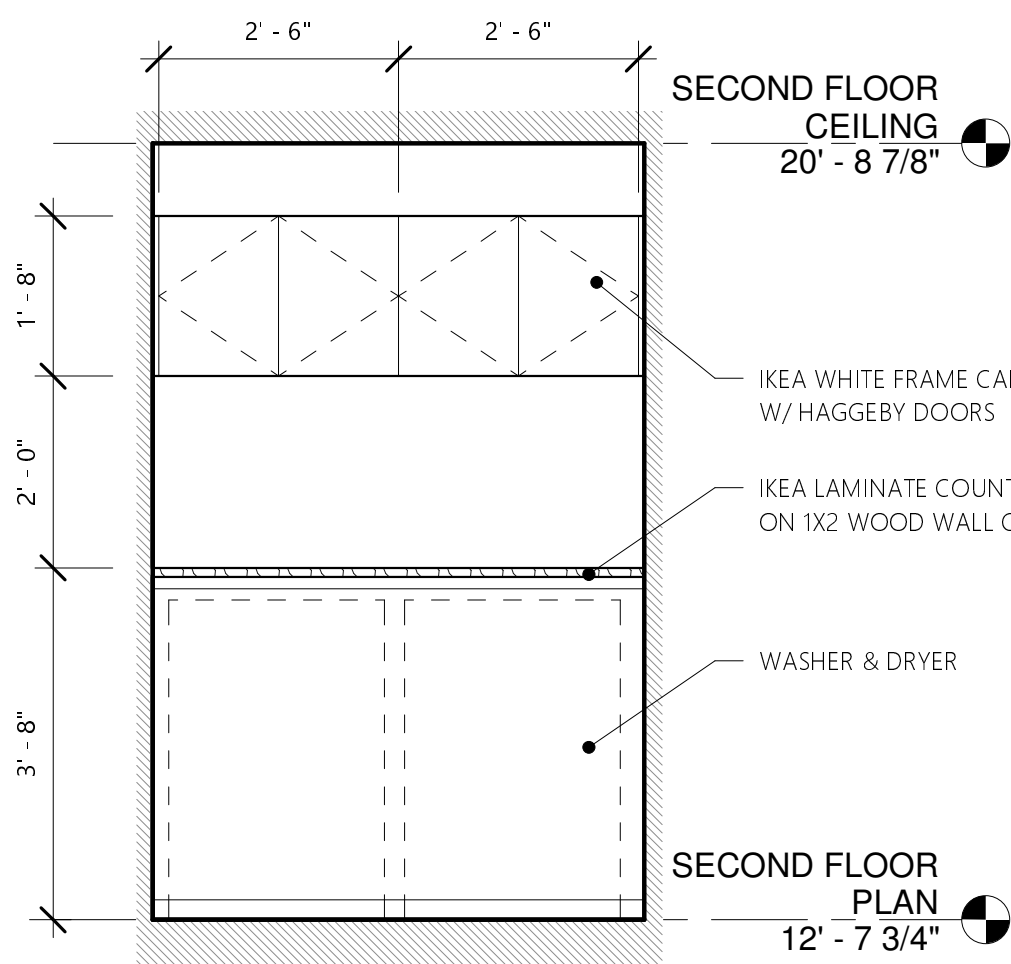
① FIRST FULL BATH - 1  
1/2" = 1'-0"



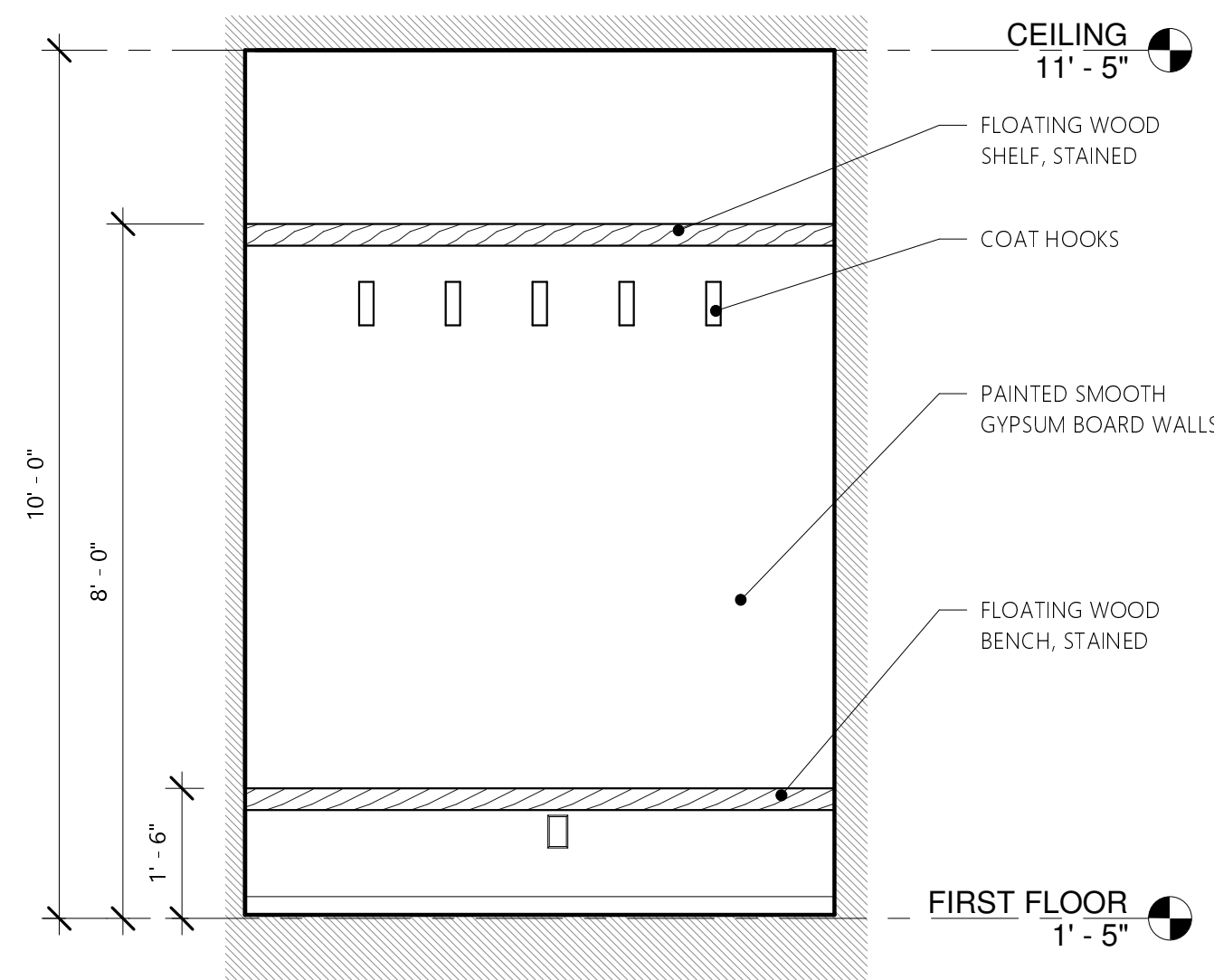
⑧ HALL BATH VANITY  
1/2" = 1'-0"



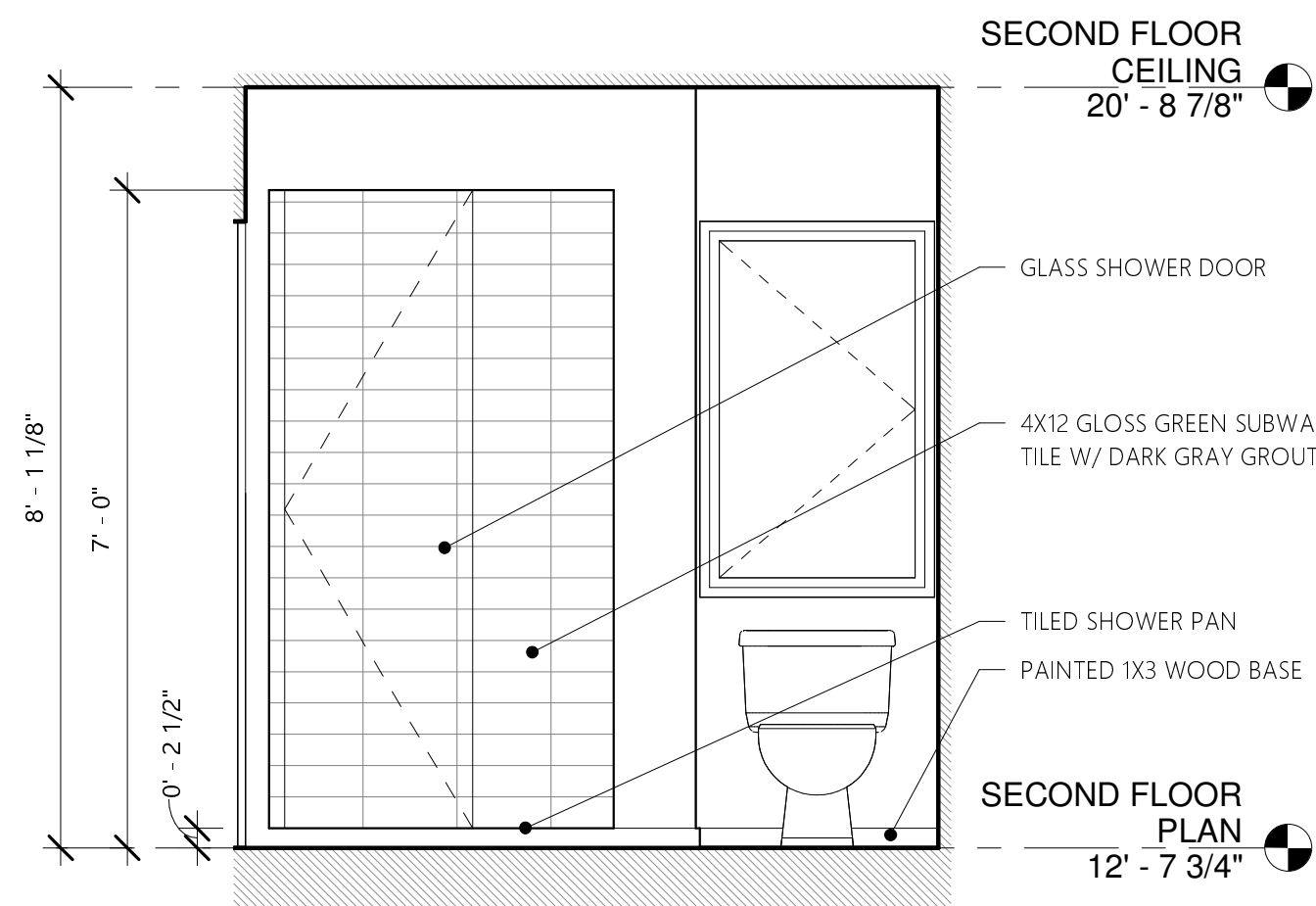
⑦ HALL BATH TUB  
1/2" = 1'-0"



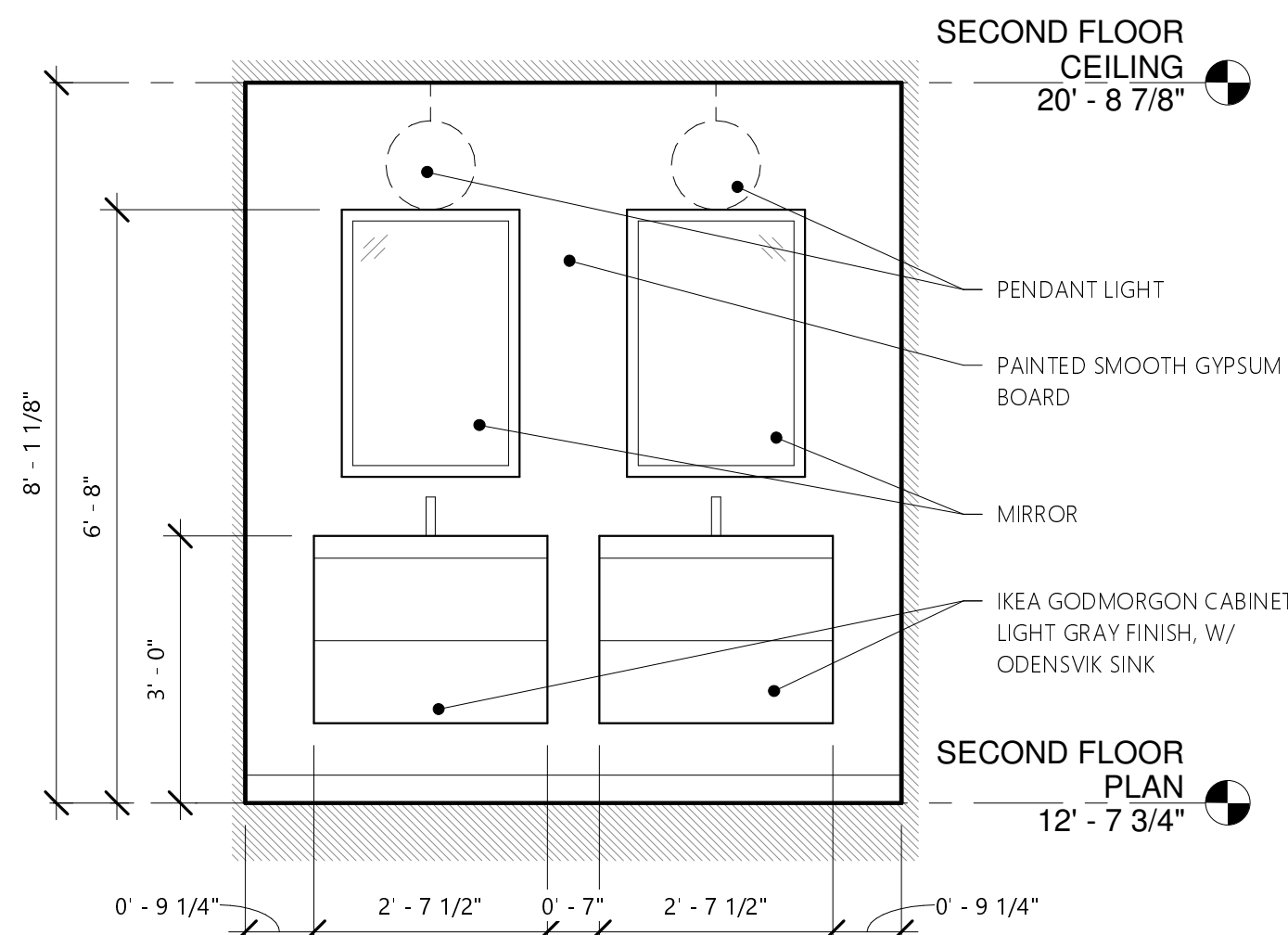
⑥ LAUNDRY  
1/2" = 1'-0"



⑤ ENTRY BENCH  
1/2" = 1'-0"



⑩ MASTER BATH SHOWER  
1/2" = 1'-0"



⑨ MASTER BATH - VANITIES  
1/2" = 1'-0"

## GENERAL NOTES

- ALL CONSTRUCTION TO BE DONE IN ACCORDANCE WITH THESE PLANS AND THE 2005 INDIANA RESIDENTIAL CODE (2003 IRC).
- DIMENSIONS ARE TO THE FACE OF FRAMING FOR NEW CONSTRUCTION AND TO FINISH FACE FOR EXISTING CONSTRUCTION, UNLESS OTHERWISE NOTED.
- DO NOT SCALE DRAWINGS, USE GIVEN DIMENSIONS. CONSULT ARCHITECT FOR ANY DISCREPENCIES.
- ALL PRODUCTS TO BE INSTALLED ACCORDING TO MANUFACTURER'S SPECIFICATIONS.

## HARPER DEV.

605 E. Minnesota Street  
Indianapolis, IN 46203


## WALL SECTIONS

Project Number: 2017-SH  
Date: 01/25/2018

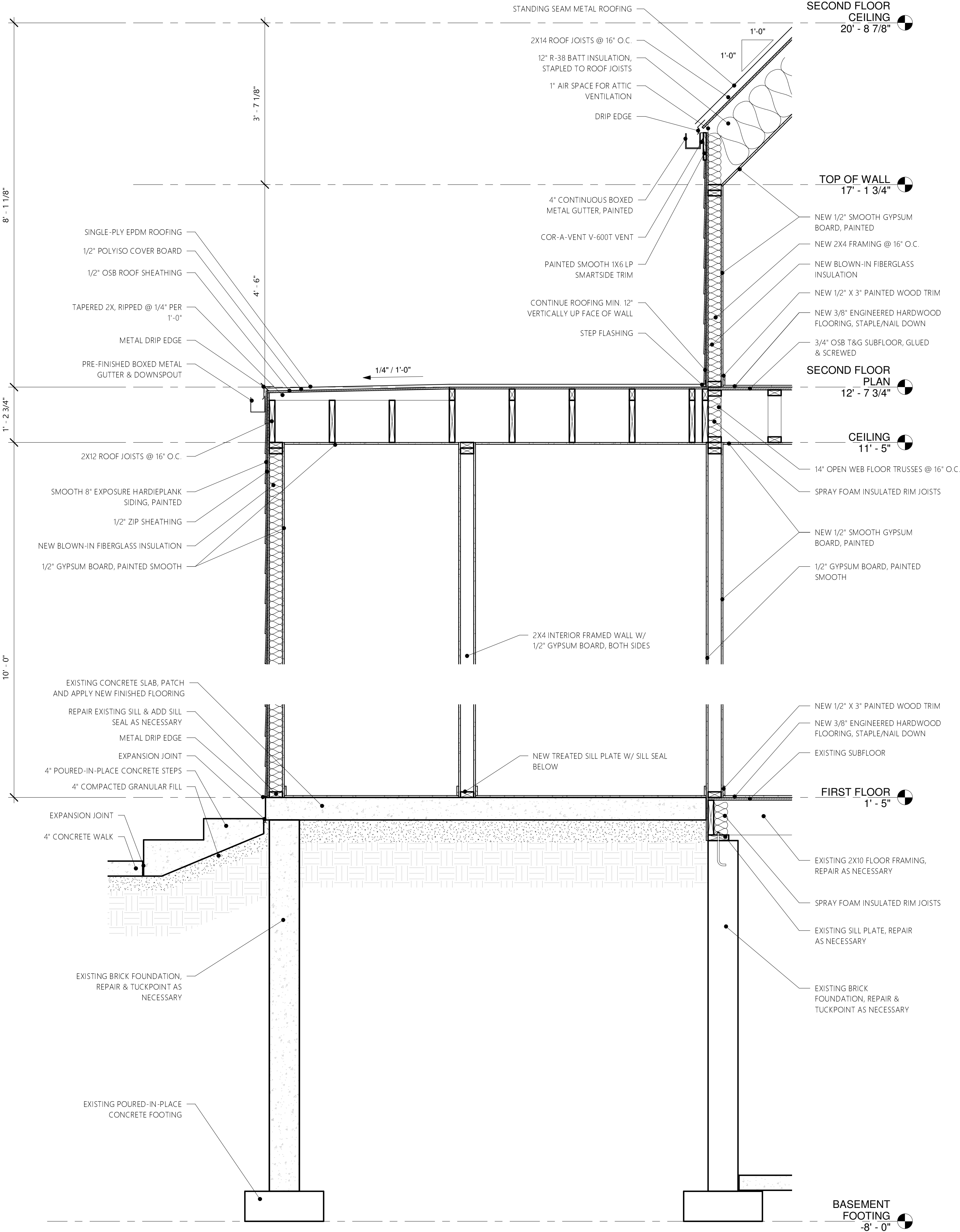
A301

Scale: 3/4" = 1'-0"

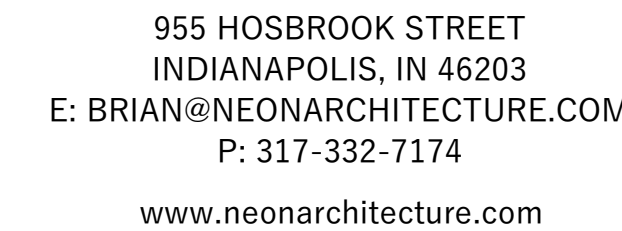
1/25/2018 12:24:46 PM



② NORTH WALL SECTION  
3/4" = 1'-0"



① SCREENED-IN PORCH SECTION  
3/4" = 1'-0"



1. ALL CONSTRUCTION TO BE DONE IN ACCORDANCE WITH THESE PLANS AND THE 2005 INDIANA RESIDENTIAL CODE (2003 IRC).
2. DIMENSIONS ARE TO THE FACE OF FRAMING FOR NEW CONSTRUCTION AND TO FINISH FACE FOR EXISTING CONSTRUCTION, UNLESS OTHERWISE NOTED.
3. DO NOT SCALE DRAWINGS, USE GIVEN DIMENSIONS. CONSULT ARCHITECT FOR ANY DISCREPANCIES.
4. ALL PRODUCTS TO BE INSTALLED ACCORDING TO MANUFACTURER'S SPECIFICATIONS.

605 E. Minnesota Street  
Indianapolis, IN 46203

Project Number:	2017-SH
Date:	01/25/2018

Scale:  $3/4" = 1'-0"$

1/25/2018 12:24:47 PM

